

Investment Report


Ft. Bend County

07/01/19 - 07/31/19

This report summarizes the investment position of Ft. Bend County for the period 07/01/19 to 07/31/19.

	06/30/19	07/31/19
Book Value	342,729,171.15	369,931,593.48
Market Value	342,728,151.15	369,931,593.48
Par Value	342,729,171.15	369,931,593.48
Change in Market Value		1,020.00
Weighted Average Maturity (in Days)	0	0
Weighted Average Yield-to-Maturity of Portfolio	2.5995%	2.4208%
Yield-to-Maturity of 90 Day T-Bill	2.0750%	2.0050%
Accrued Interest		0.00

This report is presented in accordance with the Texas Government Code Title 10 Section 2256.023. The below signed hereby certify that, to the best of their knowledge on the date this report was created, Ft. Bend County is in compliance with the provisions of Government Code 2256 and with the stated policies and strategies of Ft. Bend County.



Director of Finance & Investments

11-13-19

Date



County Treasurer

11-13-19

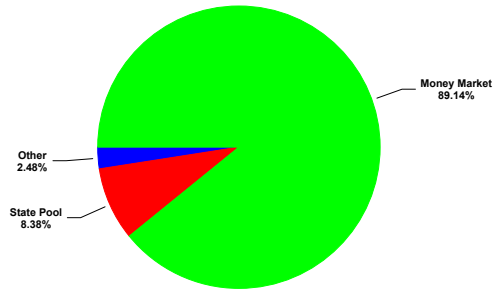
Date

Investment Report

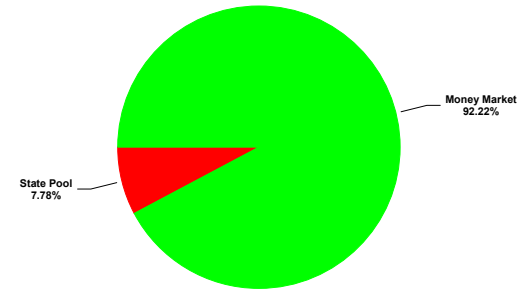
Ft. Bend County

07/01/19 - 07/31/19

Portfolio Composition - 06/30/19



Portfolio Composition - 07/31/19




Maturity Aging - 06/30/19 vs 07/31/19



■ Previous Period ■ Current Period

Portfolio Performance - 07/01/19 to 07/31/19



■ Portfolio ■ 90 Day T-Bill

GASB 31 Compliance Ft. Bend County

Effective Interest - Actual Life
Receipts in Period
07/01/19 - 07/31/19

CUSIP	Invest Number	Security Description	Purchase Date	Sale Date	Valuation Method	Yield Earned	Price Source 07/01/19	Beginning Unit Price	Par Value On 07/01/19	Reported Value 07/01/19	Purchase Cost	Sales Proceeds	Ending Unit Price	Par Value On 07/31/19	Price Source 07/31/19	Reported Value 07/31/19	Change in Fair Value	Interest	Net Investment Income
3133EGJX4	16-0004-01	FFCB 1.08 07/05/19	07/05/16	07/05/19	Fair Value	2.1600	FTI	0.999880	8,500,000.00	8,498,980.00	0.00	8,500,000.00	0.000000	0.00		0.00	1,020.00	1,020.00	2,040.00
Prosperity-Money Market Accts.	AR-0009	Money Market	11/30/03	Open	Fair Value	2.3693	Manual	1.000000	305,514,149.74	305,514,149.74	0.00	-35,643,325.27	1.000000	341,157,475.01	Manual	341,157,475.01	0.00	617,059.15	617,059.15
MB02-MBIA General	AR-0015	State Pool	11/01/08	Open	Fair Value	2.4154	Manual	1.000000	7,819,656.55	7,819,656.55	0.00	-16,042.52	1.000000	7,835,699.07	Manual	7,835,699.07	0.00	16,042.52	16,042.52
MB03-MBIA Road & Bridge	AR-0016	State Pool	11/01/08	Open	Fair Value	2.4154	Manual	1.000000	52,910.46	52,910.46	0.00	-108.55	1.000000	53,019.01	Manual	53,019.01	0.00	108.55	108.55
MB04-MBIA Drainage	AR-0017	State Pool	11/01/08	Open	Fair Value	2.4154	Manual	1.000000	759,047.42	759,047.42	0.00	-1,557.23	1.000000	760,604.65	Manual	760,604.65	0.00	1,557.23	1,557.23
MB06-MBIA Toll Rd. Operations	AR-0019	State Pool	11/01/08	Open	Fair Value	2.4154	Manual	1.000000	8,700,536.89	8,700,536.89	0.00	-17,849.69	1.000000	8,718,386.58	Manual	8,718,386.58	0.00	17,849.69	17,849.69
TT00-TX TERM General	AR-0022	State Pool	11/01/08	Open	Fair Value	2.3774	Manual	1.000000	1,054.84	1,054.84	0.00	-2.13	1.000000	1,056.97	Manual	1,056.97	0.00	2.13	2.13
TT02-TX TERM Toll Rd. Operation	AR-0024	State Pool	11/01/08	Open	Fair Value	2.3801	Manual	1.000000	1,053.65	1,053.65	0.00	-2.13	1.000000	1,055.78	Manual	1,055.78	0.00	2.13	2.13
TT04-TX TERM Road & Bridge	AR-0026	State Pool	11/01/08	Open	Fair Value	2.3732	Manual	1.000000	1,051.72	1,051.72	0.00	-2.12	1.000000	1,053.84	Manual	1,053.84	0.00	2.12	2.12
TT05-TX TERM Drainage	AR-0027	State Pool	11/01/08	Open	Fair Value	2.3620	Manual	1.000000	348.91	348.91	0.00	-0.70	1.000000	349.61	Manual	349.61	0.00	0.70	0.70
LOG1-Logic- General	AR-0028	State Pool	11/10/08	Open	Fair Value	2.4548	Manual	1.000000	5,571,142.03	5,571,142.03	0.00	-11,616.06	1.000000	5,582,758.09	Manual	5,582,758.09	0.00	11,616.06	11,616.06
LOG2-Logic-Toll Rd.Operations	AR-0029	State Pool	11/10/08	Open	Fair Value	2.4221	Manual	1.000000	1,069.39	1,069.39	0.00	-2.20	1.000000	1,071.59	Manual	1,071.59	0.00	2.20	2.20
LOG5-Logic-Drainage	AR-0032	State Pool	11/10/08	Open	Fair Value	2.4265	Manual	1.000000	1,062.58	1,062.58	0.00	-2.19	1.000000	1,064.77	Manual	1,064.77	0.00	2.19	2.19
LOG8-Logic-Road & Bridge	AR-0035	State Pool	11/10/08	Open	Fair Value	2.4255	Manual	1.000000	1,063.03	1,063.03	0.00	-2.19	1.000000	1,065.22	Manual	1,065.22	0.00	2.19	2.19
MB12-MBIA ESD 100 AGREEMENT	AR-0041	State Pool	08/31/16	Open	Fair Value	2.4154	Manual	1.000000	968,601.26	968,601.26	0.00	-1,987.15	1.000000	970,588.41	Manual	970,588.41	0.00	1,987.15	1,987.15
MB13-MBIA ASSISTANCE DIST #1	AR-0042	State Pool	08/31/16	Open	Fair Value	2.4156	Manual	1.000000	89,514.59	89,514.59	0.00	-183.66	1.000000	89,698.25	Manual	89,698.25	0.00	183.66	183.66
MB14-MBIA GR PARKWAY OPERATIONS	AR-0043	State Pool	08/31/16	Open	Fair Value	2.4154	Manual	1.000000	4,746,908.09	4,746,908.09	0.00	-9,738.54	1.000000	4,756,646.63	Manual	4,756,646.63	0.00	9,738.54	9,738.54
Investment Total						2.3732		0.999997	342,729,171.15	342,728,151.15	0.00	-27,202,422.33	1.000000	369,931,593.48		369,931,593.48	1,020.00	677,176.21	678,196.21

Portfolio Position

Ft. Bend County

Effective Interest - Actual Life
Receipts in Period
07/01/19 - 07/31/19

4

CUSIP	Invest Number	Security Description	Purchase Date	Call Date	Par Value On 07/01/19	Par Value On 07/31/19	Market Val On 07/01/19	Market Val On 07/31/19	Purchase Cost	Sales Proceeds	Original Princ/Cost	Amor Value On 07/01/19	Amor Value On 07/31/19
130 - Assistance Dist #1													
State Pool													
MB13-MBIA ASSISTANCE DIST #1	AR-0042	State Pool	08/31/16	Open	<u>89,514.59</u>	<u>89,698.25</u>	<u>89,514.59</u>	<u>89,698.25</u>	<u>0.00</u>	<u>0.00</u>	<u>10,000,000.00</u>	<u>89,514.59</u>	<u>89,698.25</u>
State Pool Total					<u>89,514.59</u>	<u>89,698.25</u>	<u>89,514.59</u>	<u>89,698.25</u>	<u>0.00</u>	<u>0.00</u>	<u>10,000,000.00</u>	<u>89,514.59</u>	<u>89,698.25</u>
130 - Assistance Dist #1 Total					<u>89,514.59</u>	<u>89,698.25</u>	<u>89,514.59</u>	<u>89,698.25</u>	<u>0.00</u>	<u>0.00</u>	<u>10,000,000.00</u>	<u>89,514.59</u>	<u>89,698.25</u>
145 - ESD 100 Agreement													
State Pool													
MB12-MBIA ESD 100 AGREEMENT	AR-0041	State Pool	08/31/16	Open	<u>968,601.26</u>	<u>970,588.41</u>	<u>968,601.26</u>	<u>970,588.41</u>	<u>0.00</u>	<u>0.00</u>	<u>3,900,000.00</u>	<u>968,601.26</u>	<u>970,588.41</u>
State Pool Total					<u>968,601.26</u>	<u>970,588.41</u>	<u>968,601.26</u>	<u>970,588.41</u>	<u>0.00</u>	<u>0.00</u>	<u>3,900,000.00</u>	<u>968,601.26</u>	<u>970,588.41</u>
145 - ESD 100 Agreement Total					<u>968,601.26</u>	<u>970,588.41</u>	<u>968,601.26</u>	<u>970,588.41</u>	<u>0.00</u>	<u>0.00</u>	<u>3,900,000.00</u>	<u>968,601.26</u>	<u>970,588.41</u>
810 - FBC Toll Road Operations													
State Pool													
TT02-TX TERM Toll Rd. Operation	AR-0024	State Pool	11/01/08	Open	<u>0.00</u>	<u>0.00</u>	<u>0.00</u>	<u>0.00</u>	<u>0.00</u>	<u>0.00</u>	<u>0.00</u>	<u>0.00</u>	<u>0.00</u>
State Pool Total					<u>0.00</u>	<u>0.00</u>	<u>0.00</u>	<u>0.00</u>	<u>0.00</u>	<u>0.00</u>	<u>0.00</u>	<u>0.00</u>	<u>0.00</u>
810 - FBC Toll Road Operations Total					<u>0.00</u>	<u>0.00</u>	<u>0.00</u>	<u>0.00</u>	<u>0.00</u>	<u>0.00</u>	<u>0.00</u>	<u>0.00</u>	<u>0.00</u>
815 - Grand Parkway Operations													
State Pool													
MB14-MBIA GR PARKWAY OPERATIONS	AR-0043	State Pool	08/31/16	Open	<u>4,746,908.09</u>	<u>4,756,646.63</u>	<u>4,746,908.09</u>	<u>4,756,646.63</u>	<u>0.00</u>	<u>0.00</u>	<u>8,500,000.00</u>	<u>4,746,908.09</u>	<u>4,756,646.63</u>
State Pool Total					<u>4,746,908.09</u>	<u>4,756,646.63</u>	<u>4,746,908.09</u>	<u>4,756,646.63</u>	<u>0.00</u>	<u>0.00</u>	<u>8,500,000.00</u>	<u>4,746,908.09</u>	<u>4,756,646.63</u>
815 - Grand Parkway Operations Total					<u>4,746,908.09</u>	<u>4,756,646.63</u>	<u>4,746,908.09</u>	<u>4,756,646.63</u>	<u>0.00</u>	<u>0.00</u>	<u>8,500,000.00</u>	<u>4,746,908.09</u>	<u>4,756,646.63</u>
LOG5 - LOGIC DRAINAGE													
State Pool													
LOG5-Logic-Drainage	AR-0032	State Pool	11/10/08	Open	<u>1,062.58</u>	<u>1,064.77</u>	<u>1,062.58</u>	<u>1,064.77</u>	<u>0.00</u>	<u>0.00</u>	<u>500,000.00</u>	<u>1,062.58</u>	<u>1,064.77</u>
State Pool Total					<u>1,062.58</u>	<u>1,064.77</u>	<u>1,062.58</u>	<u>1,064.77</u>	<u>0.00</u>	<u>0.00</u>	<u>500,000.00</u>	<u>1,062.58</u>	<u>1,064.77</u>
LOG5 - LOGIC DRAINAGE Total					<u>1,062.58</u>	<u>1,064.77</u>	<u>1,062.58</u>	<u>1,064.77</u>	<u>0.00</u>	<u>0.00</u>	<u>500,000.00</u>	<u>1,062.58</u>	<u>1,064.77</u>
LOG1 - LOGIC GENERAL													
State Pool													
LOG1-Logic-General	AR-0028	State Pool	11/10/08	Open	<u>5,571,142.03</u>	<u>5,582,758.09</u>	<u>5,571,142.03</u>	<u>5,582,758.09</u>	<u>0.00</u>	<u>0.00</u>	<u>10,000,000.00</u>	<u>5,571,142.03</u>	<u>5,582,758.09</u>
State Pool Total					<u>5,571,142.03</u>	<u>5,582,758.09</u>	<u>5,571,142.03</u>	<u>5,582,758.09</u>	<u>0.00</u>	<u>0.00</u>	<u>10,000,000.00</u>	<u>5,571,142.03</u>	<u>5,582,758.09</u>
LOG1 - LOGIC GENERAL Total					<u>5,571,142.03</u>	<u>5,582,758.09</u>	<u>5,571,142.03</u>	<u>5,582,758.09</u>	<u>0.00</u>	<u>0.00</u>	<u>10,000,000.00</u>	<u>5,571,142.03</u>	<u>5,582,758.09</u>
LOG8 - LOGIC ROAD & BRIDGE													
State Pool													
LOG8-Logic-Road & Bridge	AR-0035	State Pool	11/10/08	Open	<u>1,063.03</u>	<u>1,065.22</u>	<u>1,063.03</u>	<u>1,065.22</u>	<u>0.00</u>	<u>0.00</u>	<u>1,000,000.00</u>	<u>1,063.03</u>	<u>1,065.22</u>
State Pool Total					<u>1,063.03</u>	<u>1,065.22</u>	<u>1,063.03</u>	<u>1,065.22</u>	<u>0.00</u>	<u>0.00</u>	<u>1,000,000.00</u>	<u>1,063.03</u>	<u>1,065.22</u>
LOG8 - LOGIC ROAD & BRIDGE Total					<u>1,063.03</u>	<u>1,065.22</u>	<u>1,063.03</u>	<u>1,065.22</u>	<u>0.00</u>	<u>0.00</u>	<u>1,000,000.00</u>	<u>1,063.03</u>	<u>1,065.22</u>
LOG2 - LOGIC TOLL OPERATIONS													
State Pool													
LOG2-Logic-Toll Rd. Operations	AR-0029	State Pool	11/10/08	Open	<u>1,069.39</u>	<u>1,071.59</u>	<u>1,069.39</u>	<u>1,071.59</u>	<u>0.00</u>	<u>0.00</u>	<u>2,000,000.00</u>	<u>1,069.39</u>	<u>1,071.59</u>
State Pool Total					<u>1,069.39</u>	<u>1,071.59</u>	<u>1,069.39</u>	<u>1,071.59</u>	<u>0.00</u>	<u>0.00</u>	<u>2,000,000.00</u>	<u>1,069.39</u>	<u>1,071.59</u>
LOG2 - LOGIC TOLL OPERATIONS Total					<u>1,069.39</u>	<u>1,071.59</u>	<u>1,069.39</u>	<u>1,071.59</u>	<u>0.00</u>	<u>0.00</u>	<u>2,000,000.00</u>	<u>1,069.39</u>	<u>1,071.59</u>
MB04 - MBIA DRAINAGE													
State Pool													
MB04-MBIA Drainage	AR-0017	State Pool	11/01/08	Open	<u>759,047.42</u>	<u>760,604.65</u>	<u>759,047.42</u>	<u>760,604.65</u>	<u>0.00</u>	<u>0.00</u>	<u>1,267,218.21</u>	<u>759,047.42</u>	<u>760,604.65</u>
State Pool Total					<u>759,047.42</u>	<u>760,604.65</u>	<u>759,047.42</u>	<u>760,604.65</u>	<u>0.00</u>	<u>0.00</u>	<u>1,267,218.21</u>	<u>759,047.42</u>	<u>760,604.65</u>
MB04 - MBIA DRAINAGE Total					<u>759,047.42</u>	<u>760,604.65</u>	<u>759,047.42</u>	<u>760,604.65</u>	<u>0.00</u>	<u>0.00</u>	<u>1,267,218.21</u>	<u>759,047.42</u>	<u>760,604.65</u>
MB02 - MBIA GENERAL													
State Pool													
MB02-MBIA General	AR-0015	State Pool	11/01/08	Open	<u>7,819,656.55</u>	<u>7,835,699.07</u>	<u>7,819,656.55</u>	<u>7,835,699.07</u>	<u>0.00</u>	<u>0.00</u>	<u>17,374,917.83</u>	<u>7,819,656.55</u>	<u>7,835,699.07</u>
State Pool Total					<u>7,819,656.55</u>	<u>7,835,699.07</u>	<u>7,819,656.55</u>	<u>7,835,699.07</u>	<u>0.00</u>	<u>0.00</u>	<u>17,374,917.83</u>	<u>7,819,656.55</u>	<u>7,835,699.07</u>

Portfolio Position
Ft. Bend County
Effective Interest - Actual Life
Receipts in Period
07/01/19 - 07/31/19

6

CUSIP	Invest Number	Security Description	Purchase Date	Call Date	Par Value On 07/01/19	Par Value On 07/31/19	Market Val On 07/01/19	Market Val On 07/31/19	Purchase Cost	Sales Proceeds	Original Princ/Cost	Amor Value On 07/01/19	Amor Value On 07/31/19
Prosperity-Money Market Accts.	AR-0009	Money Market	11/30/03	Open	305,514,149.74	341,157,475.01	305,514,149.74	341,157,475.01	0.00	0.00	12,505,577.66	305,514,149.74	341,157,475.01
Money Market Total					305,514,149.74	341,157,475.01	305,514,149.74	341,157,475.01	0.00	0.00	12,505,577.66	305,514,149.74	341,157,475.01
State Pool													
LOG1-Logic- General	AR-0028	State Pool	11/10/08	Open	5,571,142.03	5,582,758.09	5,571,142.03	5,582,758.09	0.00	0.00	10,000,000.00	5,571,142.03	5,582,758.09
LOG2-Logic-Toll Rd.Operations	AR-0029	State Pool	11/10/08	Open	1,069.39	1,071.59	1,069.39	1,071.59	0.00	0.00	2,000,000.00	1,069.39	1,071.59
LOG5-Logic-Drainage	AR-0032	State Pool	11/10/08	Open	1,062.58	1,064.77	1,062.58	1,064.77	0.00	0.00	500,000.00	1,062.58	1,064.77
LOG8-Logic-Road & Bridge	AR-0035	State Pool	11/10/08	Open	1,063.03	1,065.22	1,063.03	1,065.22	0.00	0.00	1,000,000.00	1,063.03	1,065.22
MB02-MBIA General	AR-0015	State Pool	11/01/08	Open	7,819,656.55	7,835,699.07	7,819,656.55	7,835,699.07	0.00	0.00	17,374,917.83	7,819,656.55	7,835,699.07
MB03-MBIA Road & Bridge	AR-0016	State Pool	11/01/08	Open	52,910.46	53,019.01	52,910.46	53,019.01	0.00	0.00	2,856,438.24	52,910.46	53,019.01
MB04-MBIA Drainage	AR-0017	State Pool	11/01/08	Open	759,047.42	760,604.65	759,047.42	760,604.65	0.00	0.00	1,267,218.21	759,047.42	760,604.65
MB06-MBIA Toll Rd. Operations	AR-0019	State Pool	11/01/08	Open	8,700,536.89	8,718,386.58	8,700,536.89	8,718,386.58	0.00	0.00	3,143,377.27	8,700,536.89	8,718,386.58
MB12-MBIA ESD 100 AGREEMENT	AR-0041	State Pool	08/31/16	Open	968,601.26	970,588.41	968,601.26	970,588.41	0.00	0.00	3,900,000.00	968,601.26	970,588.41
MB13-MBIA ASSISTANCE DIST #1	AR-0042	State Pool	08/31/16	Open	89,514.59	89,698.25	89,514.59	89,698.25	0.00	0.00	10,000,000.00	89,514.59	89,698.25
MB14-MBIA GR PARKWAY OPERATIONS	AR-0043	State Pool	08/31/16	Open	4,746,908.09	4,756,646.63	4,746,908.09	4,756,646.63	0.00	0.00	8,500,000.00	4,746,908.09	4,756,646.63
TT00-TX TERM General	AR-0022	State Pool	11/01/08	Open	1,054.84	1,056.97	1,054.84	1,056.97	0.00	0.00	10,006,437.87	1,054.84	1,056.97
TT02-TX TERM Toll Rd. Operation	AR-0024	State Pool	11/01/08	Open	1,053.65	1,055.78	1,053.65	1,055.78	0.00	0.00	0.00	1,053.65	1,055.78
TT04-TX TERM Road & Bridge	AR-0026	State Pool	11/01/08	Open	1,051.72	1,053.84	1,051.72	1,053.84	0.00	0.00	10,463.28	1,051.72	1,053.84
TT05-TX TERM Drainage	AR-0027	State Pool	11/01/08	Open	348.91	349.61	348.91	349.61	0.00	0.00	109,774.61	348.91	349.61
State Pool Total					<u>28,715,021.41</u>	<u>28,774,118.47</u>	<u>28,715,021.41</u>	<u>28,774,118.47</u>	<u>0.00</u>	<u>0.00</u>	<u>70,668,627.31</u>	<u>28,715,021.41</u>	<u>28,774,118.47</u>
Combined Port Total					<u>342,729,171.15</u>	<u>369,931,593.48</u>	<u>342,728,151.15</u>	<u>369,931,593.48</u>	<u>0.00</u>	<u>8,500,000.00</u>	<u>91,674,204.97</u>	<u>342,729,171.15</u>	<u>369,931,593.48</u>

Earnings and Yields Summary

Ft. Bend County

Effective Interest - Actual Life

Receipts in Period

07/01/19 - 07/31/19

7

Security Description	07/01/19 07/07/19	07/08/19 07/14/19	07/15/19 07/21/19	07/22/19 07/28/19	07/29/19 07/31/19	07/01/19 07/31/19
Combined Port						
FFCB	1,020.00	0.00	0.00	0.00	0.00	1,020.00
Money Market	139,257.07	139,257.07	139,257.07	139,257.07	60,030.87	617,059.15
State Pool	<u>13,357.39</u>	<u>13,357.38</u>	<u>13,357.38</u>	<u>13,357.38</u>	<u>5,667.53</u>	<u>59,097.06</u>
Port Total	<u>153,634.46</u>	<u>152,614.45</u>	<u>152,614.45</u>	<u>152,614.45</u>	<u>65,698.40</u>	<u>677,176.21</u>
Combined Port						
FFCB	1.0800	0.0000	0.0000	0.0000	0.0000	1.0800
Money Market	2.3767	2.3767	2.3767	2.3767	2.3026	2.3693
State Pool	<u>2.4255</u>	<u>2.4255</u>	<u>2.4255</u>	<u>2.4255</u>	<u>2.3997</u>	<u>2.4230</u>
Port Total	<u>2.3620</u>	<u>2.3809</u>	<u>2.3809</u>	<u>2.3809</u>	<u>2.3107</u>	<u>2.3696</u>

Maturity Aging
Ft. Bend County
 Effective Interest - Actual Life
 Receipts in Period
 07/31/19

CUSIP	Invest Number	Security Description	Purchase Date	Days to Maturity	Yield Matur
Cash / Money Market					
	AR-0028	State Pool	11/10/08	0	2.4550
	AR-0029	State Pool	11/10/08	0	2.4550
	AR-0032	State Pool	11/10/08	0	2.4550
	AR-0035	State Pool	11/10/08	0	2.4550
	AR-0015	State Pool	11/01/08	0	2.4100
	AR-0016	State Pool	11/01/08	0	2.4100
	AR-0017	State Pool	11/01/08	0	2.4100
	AR-0019	State Pool	11/01/08	0	2.4100
	AR-0041	State Pool	08/31/16	0	2.4100
	AR-0042	State Pool	08/31/16	0	2.4100
	AR-0043	State Pool	08/31/16	0	2.4100
	AR-0009	Money Market	11/30/03	0	2.4210
	AR-0022	State Pool	11/01/08	0	2.3800
	AR-0024	State Pool	11/01/08	0	2.3800
	AR-0026	State Pool	11/01/08	0	2.3800
	AR-0027	State Pool	11/01/08	0	2.3800
Cash / Money Market Total				0	<u>2.4208</u>
Investment Total				0	<u>2.4208</u>

Activity Statement
Ft. Bend County
Effective Interest - Actual Life
Receipts in Period
07/01/19 - 07/31/19

9

Purchase Date	Sale Date	CUSIP	Invest Number	Security Description	Amor Value On 07/01/19	Changes In Principal	Purchase Cost	Sales Proceeds	Purchased Interest	Int/Div Rec In the Perd	Amor Value On 07/31/19	
FFCB												
07/05/16	07/05/19	3133EGJX4	16-0004-01	FFCB 1.08 07/05/19	8,500,000.00	0.00	0.00	8,500,000.00	0.00	46,155.00	0.00	
FFCB Total					8,500,000.00	0.00	0.00	8,500,000.00	0.00	46,155.00	0.00	
Money Market												
11/30/03	Open	Prosperity-Money Market Accts.		AR-0009	Money Market	305,514,149.74	35,643,325.27	0.00	0.00	0.00	617,059.15	341,157,475.01
Money Market Total					305,514,149.74	35,643,325.27	0.00	0.00	0.00	617,059.15	341,157,475.01	
State Pool												
11/01/08	Open	MB02-MBIA General		AR-0015	State Pool	7,819,656.55	16,042.52	0.00	0.00	0.00	16,042.52	7,835,699.07
11/01/08	Open	MB03-MBIA Road & Bridge		AR-0016	State Pool	52,910.46	108.55	0.00	0.00	0.00	108.55	53,019.01
11/01/08	Open	MB04-MBIA Drainage		AR-0017	State Pool	759,047.42	1,557.23	0.00	0.00	0.00	1,557.23	760,604.65
11/01/08	Open	MB06-MBIA Toll Rd. Operations		AR-0019	State Pool	8,700,536.89	17,849.69	0.00	0.00	0.00	17,849.69	8,718,386.58
11/01/08	Open	TT00-TX TERM General		AR-0022	State Pool	1,054.84	2.13	0.00	0.00	0.00	2.13	1,056.97
11/01/08	Open	TT02-TX TERM Toll Rd. Operation		AR-0024	State Pool	1,053.65	2.13	0.00	0.00	0.00	2.13	1,055.78
11/01/08	Open	TT04-TX TERM Road & Bridge		AR-0026	State Pool	1,051.72	2.12	0.00	0.00	0.00	2.12	1,053.84
11/01/08	Open	TT05-TX TERM Drainage		AR-0027	State Pool	348.91	0.70	0.00	0.00	0.00	0.70	349.61
11/10/08	Open	LOG1-Logic- General		AR-0028	State Pool	5,571,142.03	11,616.06	0.00	0.00	0.00	11,616.06	5,582,758.09
11/10/08	Open	LOG2-Logic-Toll Rd.Operations		AR-0029	State Pool	1,069.39	2.20	0.00	0.00	0.00	2.20	1,071.59
11/10/08	Open	LOG5-Logic-Drainage		AR-0032	State Pool	1,062.58	2.19	0.00	0.00	0.00	2.19	1,064.77
11/10/08	Open	LOG8-Logic-Road & Bridge		AR-0035	State Pool	1,063.03	2.19	0.00	0.00	0.00	2.19	1,065.22
08/31/16	Open	MB12-MBIA ESD 100 AGREEMENT		AR-0041	State Pool	968,601.26	1,987.15	0.00	0.00	0.00	1,987.15	970,588.41
08/31/16	Open	MB13-MBIA ASSISTANCE DIST #1		AR-0042	State Pool	89,514.59	183.66	0.00	0.00	0.00	183.66	89,698.25
08/31/16	Open	MB14-MBIA GR PARKWAY OPERATIONS		AR-0043	State Pool	4,746,908.09	9,738.54	0.00	0.00	0.00	9,738.54	4,756,646.63
State Pool Total					28,715,021.41	59,097.06	0.00	0.00	0.00	59,097.06	28,774,118.47	
Investment Total					342,729,171.15	35,702,422.33	0.00	8,500,000.00	0.00	722,311.21	369,931,593.48	

Interest Accrual

Ft. Bend County

Effective Interest - Actual Life
Receipts in Period
07/01/19 - 07/31/19

CUSIP	Invest Number	Security Description	Purchase Date	Sale Date	Yield Earned	Ending Par Val/Shares	Ending Amor Val/Cost	Purchased Interest	Int/Div Rec In the Perd	Int/Div Accrued In the Perd	PTD Purch Received	Int/Div Rec Purch/Date	Int/Div Accrued Purch/Date
09 - Temporary Holding													
FFCB													
3133EGJX4	16-0004-01	FFCB 1.08 07/05/19	07/05/16	07/05/19	<u>1.0800</u>	<u>8,500,000.00</u>	<u>8,500,000.00</u>	<u>0.00</u>	<u>46,155.00</u>	<u>0.00</u>	<u>0.00</u>	<u>46,155.00</u>	<u>233,070.00</u>
FFCB Total					1.0800	8,500,000.00	8,500,000.00	0.00	46,155.00	0.00	0.00	46,155.00	233,070.00
Money Market													
Prosperity-Money Market Accts.	AR-0009	Money Market	11/30/03	Open	<u>0.0000</u>	<u>0.00</u>	<u>0.00</u>	<u>0.00</u>	<u>0.00</u>	<u>0.00</u>	<u>0.00</u>	<u>0.00</u>	<u>0.00</u>
Money Market Total					0.0000	0.00	0.00	0.00	0.00	0.00	0.00	0.00	0.00
09 - Temporary Holding Total					1.0800	8,500,000.00	8,500,000.00	0.00	46,155.00	0.00	0.00	46,155.00	233,070.00
130 - Assistance Dist #1													
State Pool													
MB13-MBIA ASSISTANCE DIST #1	AR-0042	State Pool	08/31/16	Open	<u>2.4156</u>	<u>89,698.25</u>	<u>89,698.25</u>	<u>0.00</u>	<u>183.66</u>	<u>0.00</u>	<u>0.00</u>	<u>89,698.25</u>	<u>0.00</u>
State Pool Total					2.4156	89,698.25	89,698.25	0.00	183.66	0.00	0.00	89,698.25	0.00
130 - Assistance Dist #1 Total					2.4156	89,698.25	89,698.25	0.00	183.66	0.00	0.00	89,698.25	0.00
145 - ESD 100 Agreement													
State Pool													
MB12-MBIA ESD 100 AGREEMENT	AR-0041	State Pool	08/31/16	Open	<u>2.4154</u>	<u>970,588.41</u>	<u>970,588.41</u>	<u>0.00</u>	<u>1,987.15</u>	<u>0.00</u>	<u>0.00</u>	<u>69,029.65</u>	<u>0.00</u>
State Pool Total					2.4154	970,588.41	970,588.41	0.00	1,987.15	0.00	0.00	69,029.65	0.00
145 - ESD 100 Agreement Total					2.4154	970,588.41	970,588.41	0.00	1,987.15	0.00	0.00	69,029.65	0.00
810 - FBC Toll Road Operations													
State Pool													
TT02-TX TERM Toll Rd. Operation	AR-0024	State Pool	11/01/08	Open	<u>0.0000</u>	<u>0.00</u>	<u>0.00</u>	<u>0.00</u>	<u>0.00</u>	<u>0.00</u>	<u>0.00</u>	<u>0.00</u>	<u>0.00</u>
State Pool Total					0.0000	0.00	0.00	0.00	0.00	0.00	0.00	0.00	0.00
810 - FBC Toll Road Operations Total					0.0000	0.00	0.00	0.00	0.00	0.00	0.00	0.00	0.00
815 - Grand Parkway Operations													
State Pool													
MB14-MBIA GR PARKWAY OPERATIONS	AR-0043	State Pool	08/31/16	Open	<u>2.4154</u>	<u>4,756,646.63</u>	<u>4,756,646.63</u>	<u>0.00</u>	<u>9,738.54</u>	<u>0.00</u>	<u>0.00</u>	<u>256,641.15</u>	<u>0.00</u>
State Pool Total					2.4154	4,756,646.63	4,756,646.63	0.00	9,738.54	0.00	0.00	256,641.15	0.00
815 - Grand Parkway Operations Total					2.4154	4,756,646.63	4,756,646.63	0.00	9,738.54	0.00	0.00	256,641.15	0.00
LOG1 - LOGIC GENERAL													
State Pool													
LOG1-Logic- General	AR-0028	State Pool	11/10/08	Open	<u>2.4548</u>	<u>5,582,758.09</u>	<u>5,582,758.09</u>	<u>0.00</u>	<u>11,616.06</u>	<u>0.00</u>	<u>0.00</u>	<u>653,191.07</u>	<u>0.00</u>
State Pool Total					2.4548	5,582,758.09	5,582,758.09	0.00	11,616.06	0.00	0.00	653,191.07	0.00
LOG1 - LOGIC GENERAL Total					2.4548	5,582,758.09	5,582,758.09	0.00	11,616.06	0.00	0.00	653,191.07	0.00
LOG2 - LOGIC TOLL OPERATIONS													
State Pool													
LOG2-Logic-Toll Rd.Operations	AR-0029	State Pool	11/10/08	Open	<u>2.4221</u>	<u>1,071.59</u>	<u>1,071.59</u>	<u>0.00</u>	<u>2.20</u>	<u>0.00</u>	<u>0.00</u>	<u>62,402.67</u>	<u>0.00</u>
State Pool Total					2.4221	1,071.59	1,071.59	0.00	2.20	0.00	0.00	62,402.67	0.00
LOG2 - LOGIC TOLL OPERATIONS Total					2.4221	1,071.59	1,071.59	0.00	2.20	0.00	0.00	62,402.67	0.00
LOG5 - LOGIC DRAINAGE													
State Pool													
LOG5-Logic-Drainage	AR-0032	State Pool	11/10/08	Open	<u>2.4265</u>	<u>1,064.77</u>	<u>1,064.77</u>	<u>0.00</u>	<u>2.19</u>	<u>0.00</u>	<u>0.00</u>	<u>3,308.54</u>	<u>0.00</u>
State Pool Total					2.4265	1,064.77	1,064.77	0.00	2.19	0.00	0.00	3,308.54	0.00
LOG5 - LOGIC DRAINAGE Total					2.4265	1,064.77	1,064.77	0.00	2.19	0.00	0.00	3,308.54	0.00
LOG8 - LOGIC ROAD & BRIDGE													
State Pool													
LOG8-Logic-Road & Bridge	AR-0035	State Pool	11/10/08	Open	<u>2.4255</u>	<u>1,065.22</u>	<u>1,065.22</u>	<u>0.00</u>	<u>2.19</u>	<u>0.00</u>	<u>0.00</u>	<u>6,552.74</u>	<u>0.00</u>
State Pool Total					2.4255	1,065.22	1,065.22	0.00	2.19	0.00	0.00	6,552.74	0.00
LOG8 - LOGIC ROAD & BRIDGE Total					2.4255	1,065.22	1,065.22	0.00	2.19	0.00	0.00	6,552.74	0.00
MB02 - MBIA GENERAL													

Interest Accrual

Ft. Bend County

Effective Interest - Actual Life
Receipts in Period
07/01/19 - 07/31/19

CUSIP	Invest Number	Security Description	Purchase Date	Sale Date	Yield Earned	Ending Par Val/Shares	Ending Amor Val/Cost	Purchased Interest	Int/Div Rec In the Perd	Int/Div Accrued In the Perd	PTD Purch Received	Int/Div Rec Purch/Date	Int/Div Accrued Purch/Date
State Pool													
MB02-MBIA General	AR-0015	State Pool	11/01/08	Open	2.4154	7,835,699.07	7,835,699.07	0.00	16,042.52	0.00	0.00	565,049.44	0.00
State Pool Total					2.4154	7,835,699.07	7,835,699.07	0.00	16,042.52	0.00	0.00	565,049.44	0.00
MB02 - MBIA GENERAL Total													
					2.4154	7,835,699.07	7,835,699.07	0.00	16,042.52	0.00	0.00	565,049.44	0.00
MB03 - MBIA ROAD & BRIDGE													
State Pool													
MB03-MBIA Road & Bridge	AR-0016	State Pool	11/01/08	Open	2.4154	53,019.01	53,019.01	0.00	108.55	0.00	0.00	93,758.16	0.00
State Pool Total					2.4154	53,019.01	53,019.01	0.00	108.55	0.00	0.00	93,758.16	0.00
MB03 - MBIA ROAD & BRIDGE Total													
					2.4154	53,019.01	53,019.01	0.00	108.55	0.00	0.00	93,758.16	0.00
MB04 - MBIA DRAINAGE													
State Pool													
MB04-MBIA Drainage	AR-0017	State Pool	11/01/08	Open	2.4154	760,604.65	760,604.65	0.00	1,557.23	0.00	0.00	117,932.56	0.00
State Pool Total					2.4154	760,604.65	760,604.65	0.00	1,557.23	0.00	0.00	117,932.56	0.00
MB04 - MBIA DRAINAGE Total													
					2.4154	760,604.65	760,604.65	0.00	1,557.23	0.00	0.00	117,932.56	0.00
MB06 - MBIA TOLL RD OPERATIONS													
State Pool													
MB06-MBIA Toll Rd. Operations	AR-0019	State Pool	11/01/08	Open	2.4154	8,718,386.58	8,718,386.58	0.00	17,849.69	0.00	0.00	434,323.38	0.00
State Pool Total					2.4154	8,718,386.58	8,718,386.58	0.00	17,849.69	0.00	0.00	434,323.38	0.00
MB06 - MBIA TOLL RD OPERATIONS Total													
					2.4154	8,718,386.58	8,718,386.58	0.00	17,849.69	0.00	0.00	434,323.38	0.00
PROS - Prosperity Money Mkt. Accts.													
Money Market													
Prosperity-Money Market Accts.	AR-0009	Money Market	11/30/03	Open	2.3693	341,157,475.01	341,157,475.01	0.00	617,059.15	0.00	0.00	40,953,776.15	0.00
Money Market Total					2.3693	341,157,475.01	341,157,475.01	0.00	617,059.15	0.00	0.00	40,953,776.15	0.00
PROS - Prosperity Money Mkt. Accts. Total													
					2.3693	341,157,475.01	341,157,475.01	0.00	617,059.15	0.00	0.00	40,953,776.15	0.00
TT00 - TEXAS TERM GENERAL													
State Pool													
TT00-TX TERM General	AR-0022	State Pool	11/01/08	Open	2.3774	1,056.97	1,056.97	0.00	2.13	0.00	0.00	21,441.74	0.00
State Pool Total					2.3774	1,056.97	1,056.97	0.00	2.13	0.00	0.00	21,441.74	0.00
TT00 - TEXAS TERM GENERAL Total													
					2.3774	1,056.97	1,056.97	0.00	2.13	0.00	0.00	21,441.74	0.00
TT02 - TEXAS TERM TOLL OPERATIONS													
State Pool													
TT02-TX TERM Toll Rd. Operation	AR-0024	State Pool	11/01/08	Open	2.3801	1,055.78	1,055.78	0.00	2.13	0.00	0.00	17,985.68	0.00
State Pool Total					2.3801	1,055.78	1,055.78	0.00	2.13	0.00	0.00	17,985.68	0.00
TT02 - TEXAS TERM TOLL OPERATIONS Total													
					2.3801	1,055.78	1,055.78	0.00	2.13	0.00	0.00	17,985.68	0.00
TT04 - TEXAS TERM ROAD & BRIDGE													
State Pool													
TT04-TX TERM Road & Bridge	AR-0026	State Pool	11/01/08	Open	2.3732	1,053.84	1,053.84	0.00	2.12	0.00	0.00	8,261.12	0.00
State Pool Total					2.3732	1,053.84	1,053.84	0.00	2.12	0.00	0.00	8,261.12	0.00
TT04 - TEXAS TERM ROAD & BRIDGE Total													
					2.3732	1,053.84	1,053.84	0.00	2.12	0.00	0.00	8,261.12	0.00
TT05 - TEXAS TERM DRAINAGE													
State Pool													
TT05-TX TERM Drainage	AR-0027	State Pool	11/01/08	Open	2.3620	349.61	349.61	0.00	0.70	0.00	0.00	5,028.88	0.00
State Pool Total					2.3620	349.61	349.61	0.00	0.70	0.00	0.00	5,028.88	0.00
TT05 - TEXAS TERM DRAINAGE Total													
					2.3620	349.61	349.61	0.00	0.70	0.00	0.00	5,028.88	0.00

Premium/Discount Amortization

Ft. Bend County

Effective Interest - Actual Life
Receipts in Period
07/01/19 - 07/31/19

12

CUSIP	Invest Number	Security Description	Purchase Date	Amortiz Date	Yield Earned	Beginning Par Val/Shares	Beginning Unamor Val/Cost	Premium Discount	Ending Par Val/Shares	Ending Amor Val/Cost	Unamor Prem/Dscnt	Amortization In the Perd	Amortization Purch/Date
FFCB													
3133EGJX4	16-0004-01	FFCB 1.08 07/05/19	07/05/16	07/05/19	<u>1.0800</u>	<u>8,500,000.00</u>	<u>8,500,000.00</u>	<u>0.00</u>	<u>8,500,000.00</u>	<u>8,500,000.00</u>	<u>0.00</u>	<u>0.00</u>	<u>0.00</u>
FFCB Total					<u>1.0800</u>	<u>8,500,000.00</u>	<u>8,500,000.00</u>	<u>0.00</u>	<u>8,500,000.00</u>	<u>8,500,000.00</u>	<u>0.00</u>	<u>0.00</u>	<u>0.00</u>
Money Market													
Prosperity-Money Market Accts.	AR-0009	Money Market	11/30/03	Open	2.3693	<u>305,514,149.74</u>	<u>305,514,149.74</u>	<u>0.00</u>	<u>341,157,475.01</u>	<u>341,157,475.01</u>	<u>0.00</u>	<u>0.00</u>	<u>0.00</u>
Money Market Total					<u>2.3693</u>	<u>305,514,149.74</u>	<u>305,514,149.74</u>	<u>0.00</u>	<u>341,157,475.01</u>	<u>341,157,475.01</u>	<u>0.00</u>	<u>0.00</u>	<u>0.00</u>
State Pool													
MB02-MBIA General	AR-0015	State Pool	11/01/08	Open	2.4154	7,819,656.55	7,819,656.55	0.00	7,835,699.07	7,835,699.07	0.00	0.00	0.00
MB03-MBIA Road & Bridge	AR-0016	State Pool	11/01/08	Open	2.4154	52,910.46	52,910.46	0.00	53,019.01	53,019.01	0.00	0.00	0.00
MB04-MBIA Drainage	AR-0017	State Pool	11/01/08	Open	2.4154	759,047.42	759,047.42	0.00	760,604.65	760,604.65	0.00	0.00	0.00
MB06-MBIA Toll Rd. Operations	AR-0019	State Pool	11/01/08	Open	2.4154	8,700,536.89	8,700,536.89	0.00	8,718,386.58	8,718,386.58	0.00	0.00	0.00
TT00-TX TERM General	AR-0022	State Pool	11/01/08	Open	2.3774	1,054.84	1,054.84	0.00	1,056.97	1,056.97	0.00	0.00	0.00
TT02-TX TERM Toll Rd. Operation	AR-0024	State Pool	11/01/08	Open	2.3801	1,053.65	1,053.65	0.00	1,055.78	1,055.78	0.00	0.00	0.00
TT04-TX TERM Road & Bridge	AR-0026	State Pool	11/01/08	Open	2.3732	1,051.72	1,051.72	0.00	1,053.84	1,053.84	0.00	0.00	0.00
TT05-TX TERM Drainage	AR-0027	State Pool	11/01/08	Open	2.3620	348.91	348.91	0.00	349.61	349.61	0.00	0.00	0.00
LOG1-Logic- General	AR-0028	State Pool	11/10/08	Open	2.4548	5,571,142.03	5,571,142.03	0.00	5,582,758.09	5,582,758.09	0.00	0.00	0.00
LOG2-Logic-Toll Rd.Operations	AR-0029	State Pool	11/10/08	Open	2.4221	1,069.39	1,069.39	0.00	1,071.59	1,071.59	0.00	0.00	0.00
LOG5-Logic-Drainage	AR-0032	State Pool	11/10/08	Open	2.4265	1,062.58	1,062.58	0.00	1,064.77	1,064.77	0.00	0.00	0.00
LOG8-Logic-Road & Bridge	AR-0035	State Pool	11/10/08	Open	2.4255	1,063.03	1,063.03	0.00	1,065.22	1,065.22	0.00	0.00	0.00
MB12-MBIA ESD 100 AGREEMENT	AR-0041	State Pool	08/31/16	Open	2.4154	968,601.26	968,601.26	0.00	970,588.41	970,588.41	0.00	0.00	0.00
MB13-MBIA ASSISTANCE DIST #1	AR-0042	State Pool	08/31/16	Open	2.4156	89,514.59	89,514.59	0.00	89,698.25	89,698.25	0.00	0.00	0.00
MB14-MBIA GR PARKWAY OPERATIONS	AR-0043	State Pool	08/31/16	Open	2.4154	<u>4,746,908.09</u>	<u>4,746,908.09</u>	<u>0.00</u>	<u>4,756,646.63</u>	<u>4,756,646.63</u>	<u>0.00</u>	<u>0.00</u>	<u>0.00</u>
State Pool Total					<u>2.4230</u>	<u>28,715,021.41</u>	<u>28,715,021.41</u>	<u>0.00</u>	<u>28,774,118.47</u>	<u>28,774,118.47</u>	<u>0.00</u>	<u>0.00</u>	<u>0.00</u>
Investment Total					<u>2.3696</u>	<u>342,729,171.15</u>	<u>342,729,171.15</u>	<u>0.00</u>	<u>378,431,593.48</u>	<u>378,431,593.48</u>	<u>0.00</u>	<u>0.00</u>	<u>0.00</u>

Open Investments

Ft. Bend County

Effective Interest - Actual Life
Receipts in Period
07/31/19


CUSIP	Invest Number	Security Description	Invest Class	Purchase Date	Call Date	Purchase Institut	SafeKeep Institut	Issuing Institut	Yield Matur	Yield Call	Original Unit Cost	Original Par Val/Shares	Original Princ/Cost	Orig Prem Discount	Ending Unit Price	Ending Par Val/Shares	Ending Amor Val/Cost	Ending Prem/Dscnt	Unamor Prem/Dscnt
Money Market																			
Prosperity-Money Market Accts.																			
AR-0009	Money Market			11/30/03	Open	100	None	100	2.4210	2.4210	1.000000	12,505,577.66	12,505,577.66	0.00	1.000000	341,157,475.01	341,157,475.01		0.00
Money Market Total																			
									2.4210	2.4210	1.000000	12,505,577.66	12,505,577.66	0.00	1.000000	341,157,475.01	341,157,475.01		0.00
State Pool																			
MB02-MBIA General	AR-0015	State Pool		11/01/08	Open	2000	None	2000	2.4100	2.4100	1.000000	17,374,917.83	17,374,917.83	0.00	1.000000	7,835,699.07	7,835,699.07		0.00
MB03-MBIA Road & Bridge	AR-0016	State Pool		11/01/08	Open	2000	None	2000	2.4100	2.4100	1.000000	2,856,438.24	2,856,438.24	0.00	1.000000	53,019.01	53,019.01		0.00
MB04-MBIA Drainage	AR-0017	State Pool		11/01/08	Open	2000	None	2000	2.4100	2.4100	1.000000	1,267,218.21	1,267,218.21	0.00	1.000000	760,604.65	760,604.65		0.00
MB06-MBIA Toll Rd. Operations	AR-0019	State Pool		11/01/08	Open	2000	None	2000	2.4100	2.4100	1.000000	3,143,377.27	3,143,377.27	0.00	1.000000	8,718,386.58	8,718,386.58		0.00
TT00-TX TERM General	AR-0022	State Pool		11/01/08	Open	2005	None	2005	2.3800	2.3800	1.000000	10,006,437.87	10,006,437.87	0.00	1.000000	1,056.97	1,056.97		0.00
TT02-TX TERM Toll Rd. Operation	AR-0024	State Pool		11/01/08	Open	2005	None	2005	2.3800	2.3800	0.000000	0.00	0.00	0.00	1.000000	1,055.78	1,055.78		0.00
TT04-TX TERM Road & Bridge	AR-0026	State Pool		11/01/08	Open	2005	None	2005	2.3800	2.3800	1.000000	10,463.28	10,463.28	0.00	1.000000	1,053.84	1,053.84		0.00
TT05-TX TERM Drainage	AR-0027	State Pool		11/01/08	Open	2005	None	2005	2.3800	2.3800	1.000000	109,774.61	109,774.61	0.00	1.000000	349.61	349.61		0.00
LOG1-Logic- General	AR-0028	State Pool		11/10/08	Open	200	None	200	2.4550	2.4550	1.000000	10,000,000.00	10,000,000.00	0.00	1.000000	5,582,758.09	5,582,758.09		0.00
LOG2-Logic-Toll Rd.Operations	AR-0029	State Pool		11/10/08	Open	200	None	200	2.4550	2.4550	1.000000	2,000,000.00	2,000,000.00	0.00	1.000000	1,071.59	1,071.59		0.00
LOG5-Logic-Drainage	AR-0032	State Pool		11/10/08	Open	200	None	200	2.4550	2.4550	1.000000	500,000.00	500,000.00	0.00	1.000000	1,064.77	1,064.77		0.00
LOG8-Logic-Road & Bridge	AR-0035	State Pool		11/10/08	Open	200	None	200	2.4550	2.4550	1.000000	1,000,000.00	1,000,000.00	0.00	1.000000	1,065.22	1,065.22		0.00
MB12-MBIA ESD 100 AGREEMENT	AR-0041	State Pool		08/31/16	Open	2000	None	2000	2.4100	2.4100	1.000000	3,900,000.00	3,900,000.00	0.00	1.000000	970,588.41	970,588.41		0.00
MB13-MBIA ASSISTANCE DIST #1	AR-0042	State Pool		08/31/16	Open	2000	None	2000	2.4100	2.4100	1.000000	10,000,000.00	10,000,000.00	0.00	1.000000	89,698.25	89,698.25		0.00
MB14-MBIA GR PARKWAY OPERATIONS	AR-0043	State Pool		08/31/16	Open	2000	None	2000	2.4100	2.4100	1.000000	8,500,000.00	8,500,000.00	0.00	1.000000	4,756,646.63	4,756,646.63		0.00
State Pool Total																			
									2.4187	2.4187	1.000000	70,668,627.31	70,668,627.31	0.00	1.000000	28,774,118.47	28,774,118.47		0.00
Investment Total																			
									2.4208	2.4208	1.000000	83,174,204.97	83,174,204.97	0.00	1.000000	369,931,593.48	369,931,593.48		0.00

Open Investments

Ft. Bend County

Effective Interest - Actual Life
Receipts in Period
07/31/19

Showing Ending Par Val/Shares: \$369,931,593.48



FBC INVESTMENT TRAILING 12 MONTHS

Open Investments		FARMERS MAC DN	FFCB	FHLB	FHLMC	FNMA	FNMA DISCOUNT NOTE	State Pool	Prosperity Money Market	Prosperity - Invst. Acct.
\$ 388,831,206	7/31/2018	\$ -	\$ 8,500,000	\$ -	\$ -	\$ -	\$ -	\$ 28,071,977	\$ 352,259,229	\$ -
\$ 347,013,573	8/31/2018	\$ -	\$ 8,500,000	\$ -	\$ -	\$ -	\$ -	\$ 28,125,224	\$ 310,388,349	\$ -
\$ 321,757,994	9/30/2018	\$ -	\$ 8,500,000	\$ -	\$ -	\$ -	\$ -	\$ 28,177,370	\$ 285,080,624	\$ -
\$ 290,757,536	10/31/2018	\$ -	\$ 8,500,000	\$ -	\$ -	\$ -	\$ -	\$ 28,233,417	\$ 254,024,119	\$ -
\$ 279,696,558	11/30/2018	\$ -	\$ 8,500,000	\$ -	\$ -	\$ -	\$ -	\$ 28,289,641	\$ 242,906,917	\$ -
\$ 381,755,527	12/31/2018	\$ -	\$ 8,500,000	\$ -	\$ -	\$ -	\$ -	\$ 28,349,750	\$ 344,905,777	\$ -
\$ 420,780,115	1/31/2019	\$ -	\$ 8,500,000	\$ -	\$ -	\$ -	\$ -	\$ 28,412,845	\$ 383,867,270	\$ -
\$ 447,073,090	2/28/2019	\$ -	\$ 8,500,000	\$ -	\$ -	\$ -	\$ -	\$ 28,470,192	\$ 410,102,898	\$ -
\$ 424,073,550	3/31/2019	\$ -	\$ 8,500,000	\$ -	\$ -	\$ -	\$ -	\$ 28,533,341	\$ 387,040,209	\$ -
\$ 380,876,410	4/30/2019	\$ -	\$ 8,500,000	\$ -	\$ -	\$ -	\$ -	\$ 28,593,971	\$ 343,782,439	\$ -
\$ 361,879,206	5/31/2019	\$ -	\$ 8,500,000	\$ -	\$ -	\$ -	\$ -	\$ 28,656,035	\$ 324,723,171	\$ -
\$ 342,729,171	6/30/2019	\$ -	\$ 8,500,000	\$ -	\$ -	\$ -	\$ -	\$ 28,715,021	\$ 305,514,150	\$ -
\$ 369,931,593	7/31/2019	\$ -	\$ -	\$ -	\$ -	\$ -	\$ -	\$ 28,774,118	\$ 341,157,475	\$ -

Wendt, Sandra

From: Laura Turner (111) <Laura.Turner@prosperitybankusa.com>
Sent: Friday, June 28, 2019 8:14 AM
To: Surratt, Carrie; Brogdon, Jennifer; Segura, Maria; Elster, Melissa; Wendt, Sandra
Cc: Joan Vance (111)
Subject: July Interest Rate

CAUTION: This email originated from outside of the organization. Do not click links or open attachments unless you recognize the sender and know the content is safe.

In accordance to the Depository bid, the variable interest rate for the month of July will reflect the change in the 91 day T-bill rate. The 91 day T-bill investment rate is 2.131%. Rate paid will be 2.421% (2.131% + .29%) on the General Fund and all other accounts.

Thank you!

Laura

Laura Turner

Lending Assistant

Assistant Vice President

Prosperity Bank

Sugar Land Banking Center

14060 Southwest Freeway

Sugar Land, TX 77478

Phone: 281-269-7200

Direct: 281-269-7254

Fax: 281-269-7108

Shoretel: 37254

Email: Laura.Turner@ProsperityBankUSA.com

NYSE: PB



Handy information should the need arise.....

281-242-4762 Fastline

1.866.985.2273 To Activate & Pin your Debit Card



Daily Rates

July 2019

TXCLASS

Average Monthly Yield: 2.41%

Date	Dividend Rate	Daily Yield
01-Jul-19	0.000067811	2.48%
02-Jul-19	0.000067544	2.47%
03-Jul-19	0.000067537	2.47%
04-Jul-19	0.000067537	2.47%
05-Jul-19	0.000067263	2.46%
06-Jul-19	0.000067263	2.46%
07-Jul-19	0.000067263	2.46%
08-Jul-19	0.000066989	2.45%
09-Jul-19	0.000066715	2.44%
10-Jul-19	0.000066441	2.43%
11-Jul-19	0.000066441	2.43%
12-Jul-19	0.000066167	2.42%
13-Jul-19	0.000066167	2.42%
14-Jul-19	0.000066167	2.42%
15-Jul-19	0.000066167	2.42%
16-Jul-19	0.000066167	2.42%
17-Jul-19	0.000066167	2.42%
18-Jul-19	0.000065895	2.41%
19-Jul-19	0.000065648	2.40%
20-Jul-19	0.000065648	2.40%
21-Jul-19	0.000065648	2.40%
22-Jul-19	0.000065408	2.39%
23-Jul-19	0.000065345	2.39%
24-Jul-19	0.000065345	2.39%
25-Jul-19	0.000065133	2.38%
26-Jul-19	0.000065071	2.38%
27-Jul-19	0.000065071	2.38%
28-Jul-19	0.000065071	2.38%
29-Jul-19	0.000064843	2.37%
30-Jul-19	0.000064797	2.37%
31-Jul-19	0.000064854	2.37%

Current Rates:

July 31, 2019

Current Yield¹

2.34%

Historical Rates

Monthly Distribution Yields²

	<u>2010</u>	<u>2011</u>	<u>2012</u>	<u>2013</u>	<u>2014</u>	<u>2015</u>	<u>2016</u>	<u>2017</u>	<u>2018</u>	<u>2019</u>
January	0.17%	0.14%	0.08%	0.12%	0.04%	0.07%	0.35%	0.58%	1.34%	2.40%
February	0.17%	0.17%	0.10%	0.10%	0.04%	0.08%	0.39%	0.59%	1.40%	2.40%
March	0.18%	0.14%	0.10%	0.10%	0.04%	0.09%	0.41%	0.66%	1.50%	2.41%
April	0.19%	0.10%	0.10%	0.08%	0.04%	0.09%	0.42%	0.75%	1.65%	2.42%
May	0.19%	0.09%	0.12%	0.08%	0.04%	0.09%	0.43%	0.76%	1.75%	2.41%
June	0.21%	0.09%	0.13%	0.05%	0.04%	0.09%	0.44%	0.85%	1.85%	2.41%
July	0.23%	0.06%	0.13%	0.05%	0.05%	0.10%	0.45%	0.96%	1.96%	2.38%
August	0.24%	0.08%	0.13%	0.05%	0.06%	0.11%	0.47%	1.00%	1.99%	
September	0.21%	0.07%	0.13%	0.05%	0.06%	0.13%	0.50%	1.03%	2.03%	
October	0.19%	0.07%	0.13%	0.04%	0.06%	0.15%	0.47%	1.05%	2.15%	
November	0.17%	0.08%	0.13%	0.04%	0.06%	0.15%	0.45%	1.09%	2.21%	
December	0.15%	0.11%	0.13%	0.04%	0.07%	0.23%	0.50%	1.21%	2.32%	

**Call Toll-Free
1-866-TEX-TERM**

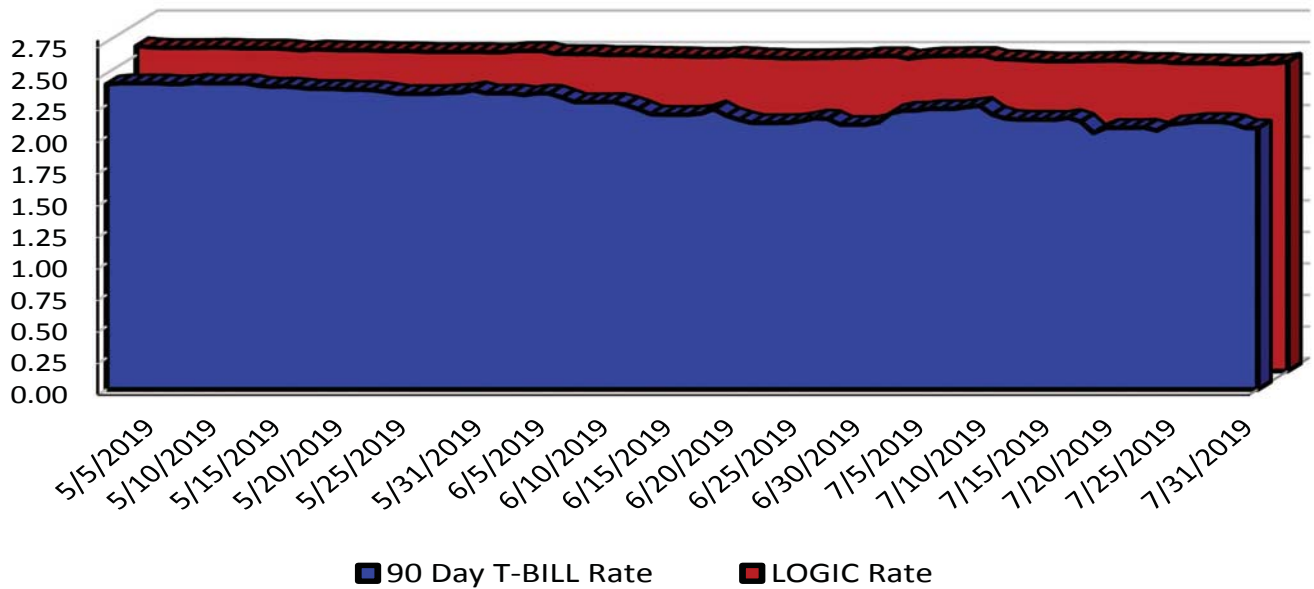
Past performance is not indicative of future results and yields may vary.

(1) The current yield, which is also known as the current annualized yield or current seven-day yield, represents the net change, exclusive of capital changes and income other than investment income, in the value of a hypothetical account with a balance of one share (normally \$1.00 per share) over a seven-day base period expressed as a percentage of the value of one share at the beginning of the seven-day period. This resulting net change in account value is then annualized by multiplying it by 365 and dividing the result by 7. The yields shown may reflect fee waivers by service providers that subsidize and reduce the total operating expenses of the TexasDAILY portfolio. Portfolio yields would be lower if there were no such waivers.

(2) The monthly distribution yield represents the sum of a month's one-day allocation factors divided by the number of days in that month, and multiplied by 365. The yields shown may reflect fee waivers by service providers that subsidize and reduce the total operating expenses of the TexasDAILY portfolio. Portfolio yields would be lower if there were no such waivers.

*This information is for institutional investor use only, not for further distribution to retail investors, and does not represent an offer to sell or a solicitation of an offer to buy or sell any fund or other security. Investors should consider the Pool's investment objectives, risks, charges and expenses before investing. This and other information about the Pool is available in the Pool's Information Statement, which should be read carefully before investing. A copy of the Pool's Information Statement may be obtained by calling 1-866-839-8376 or is available on the Pool's website at www.texasterm.net. While TexasDAILY seeks to maintain a stable net asset value of \$1.00 per share and TexasTERM seeks to achieve a net asset value of \$1.00 per share at its stated maturity, it is possible to lose money investing in the Pool. An investment in the Pool is not insured or guaranteed by the Federal Deposit Insurance Corporation or any other government agency. Shares of the Pool are distributed by **PFM Fund Distributors, Inc.**, member Financial Industry Regulatory Authority (FINRA) (www.finra.org) and Securities Investor Protection Corporation (SIPC) (www.sipc.org). PFM Fund Distributors, Inc. is a wholly owned subsidiary of PFM Asset Management LLC.*

LOGIC versus 90-Day Treasury Bill



This material is for information purposes only. This information does not represent an offer to buy or sell a security. The above rate information is obtained from sources that are believed to be reliable; however, its accuracy or completeness may be subject to change. The LOGIC management fee may be waived in full or in part at the discretion of the LOGIC co-administrators and the LOGIC rate for the period shown reflects waiver of fees. This table represents historical investment performance/return to the customer, net of fees, and is not an indication of future performance. An investment in the security is not insured or guaranteed by the Federal Deposit Insurance Corporation or any other government agency. Although the issuer seeks to preserve the value of an investment at \$1.00 per share, it is possible to lose money by investing in the security. Information about these and other program details are in the fund's Information Statement which should be read carefully before investing. The yield on the 90-Day Treasury Bill ("T-Bill Yield") is shown for comparative purposes only. When comparing the investment returns of the LOGIC pool to the T-Bill Yield, you should know that the LOGIC pool consist of allocations of specific diversified securities as detailed in the respective Information Statements. The T-Bill Yield is taken from Bloomberg Finance L.P. and represents the daily closing yield on the then current 90-day T-Bill. The LOGIC yield is calculated in accordance with regulations governing the registration of open-end management investment companies under the Investment Company Act of 1940 as promulgated from time to time by the federal Securities and Exchange Commission.

Daily Summary for July 2019

Date	Mny Mkt Fund Equiv. [SEC Std.]	Daily Allocation Factor	LOGIC Invested Balance	Market Value Per Share	WAM Days (1)*	WAM Days (2)*
7/1/2019	2.4705%	0.000067685	\$6,669,664,416.62	1.000265	52	80
7/2/2019	2.4829%	0.000068024	\$6,647,873,486.98	1.000267	52	85
7/3/2019	2.4907%	0.000068239	\$6,622,356,842.02	1.000213	52	84
7/4/2019	2.4907%	0.000068239	\$6,622,356,842.02	1.000213	52	84
7/5/2019	2.4925%	0.000068288	\$6,583,281,589.26	1.000176	51	82
7/6/2019	2.4925%	0.000068288	\$6,583,281,589.26	1.000176	51	82
7/7/2019	2.4925%	0.000068288	\$6,583,281,589.26	1.000176	51	82
7/8/2019	2.4680%	0.000067617	\$6,569,060,459.45	1.000243	51	84
7/9/2019	2.4651%	0.000067536	\$6,567,589,927.88	1.000231	52	84
7/10/2019	2.4602%	0.000067403	\$6,588,337,532.18	1.000232	55	88
7/11/2019	2.4540%	0.000067234	\$6,579,975,346.80	1.000208	55	87
7/12/2019	2.4501%	0.000067126	\$6,602,981,680.63	1.000150	52	84
7/13/2019	2.4501%	0.000067126	\$6,602,981,680.63	1.000150	52	84
7/14/2019	2.4501%	0.000067126	\$6,602,981,680.63	1.000150	52	84
7/15/2019	2.4523%	0.000067186	\$6,562,995,293.99	1.000237	54	85
7/16/2019	2.4525%	0.000067192	\$6,602,066,434.49	1.000237	52	83
7/17/2019	2.4555%	0.000067274	\$6,596,889,803.89	1.000235	52	83
7/18/2019	2.4535%	0.000067220	\$6,541,906,924.65	1.000235	51	82
7/19/2019	2.4459%	0.000067010	\$6,522,566,571.52	1.000166	49	80
7/20/2019	2.4459%	0.000067010	\$6,522,566,571.52	1.000166	49	80
7/21/2019	2.4459%	0.000067010	\$6,522,566,571.52	1.000166	49	80
7/22/2019	2.4364%	0.000066751	\$6,481,184,349.57	1.000236	50	80
7/23/2019	2.4357%	0.000066732	\$6,533,259,664.43	1.000227	49	78
7/24/2019	2.4336%	0.000066675	\$6,537,037,207.27	1.000225	49	78
7/25/2019	2.4346%	0.000066700	\$6,604,927,068.70	1.000209	48	76
7/26/2019	2.4290%	0.000066547	\$6,585,041,574.35	1.000131	46	74
7/27/2019	2.4290%	0.000066547	\$6,585,041,574.35	1.000131	46	74
7/28/2019	2.4290%	0.000066547	\$6,585,041,574.35	1.000131	46	74
7/29/2019	2.4354%	0.000066724	\$6,554,651,083.64	1.000188	51	78
7/30/2019	2.4333%	0.000066667	\$6,529,675,743.59	1.000221	46	79
7/31/2019	2.4466%	0.000067030	\$6,480,646,170.16	1.000214	46	79
Average	2.4550%	0.000067259	\$6,573,357,059.54		50	81

Prosperity Bank
Money Market Accounts
July 31, 2019

FUND	DESCRIPTION	BEGINNING BALANCE	DEPOSITS	WITH- DRAWALS	INTEREST	ENDING BALANCE
100	General Operating	110,553,465.79	45,433,710.07	42,041,214.52	201,714.14	114,147,675.48
150	Juvenile Operations	8,091,974.10	324,882.32	1,235,004.85	15,424.13	7,197,275.70
155	Road & Bridge	17,976,567.07	1,421,407.56	1,516,718.47	37,481.99	17,918,738.15
160	Drainage District	16,266,820.43	51,872.29	755,551.18	32,623.45	15,595,764.99
165	Lateral Road	1,102,221.63	-	-	2,266.38	1,104,488.01
170	Statue Restoration	4,531.48	-	-	9.32	4,540.80
175	City Water Assistance	23,479.05	236.00	-	48.59	23,763.64
185	Entex Contributions	4.62	-	-	0.01	4.63
190	H L & P Assistance	12,813.91	-	5,201.02	21.19	7,634.08
195	County Law Library	1,302,316.56	36,173.35	33,393.03	2,690.05	1,307,786.93
200	Law Enforcement Academy	461,042.32	2,730.00	2,420.25	946.82	462,298.89
205	Surface Water Supply Corp.	8,189.84	-	-	16.84	8,206.68
206	Industrial Development Corp	69,623.47	-	-	143.16	69,766.63
207	FBC Historical Commission	5,871.21	-	100.00	12.07	5,783.28
215	Library Donations	127,877.54	705.07	11,520.96	254.69	117,316.34
225	FBC Asset Forfeiture-Task-State	1,568,603.35	144,572.18	606,033.10	3,245.05	1,110,387.48
235	Probate Court Training	124,435.88	785.00	-	256.59	125,477.47
245	Alert Program-Juvenile	54,740.45	-	-	112.56	54,853.01
255	D A Asset Forfeiture-Fed.	54.46	-	-	0.11	54.57
265	Gus George Memorial	4,944.38	-	170.00	9.92	4,784.30
275	D A Special Fund Run	18,817.75	-	-	38.69	18,856.44
280	Co.Atty.Supplemental Salary	218,407.41	-	4,719.97	443.24	214,130.68
290	VIT Interest (Tax Coll)	122,301.74	3,408.98	96,354.00	117.43	29,474.15
300	FBC Elections	711,470.25	115,667.33	21,237.27	1,580.78	807,481.09
305	FBC Asset Forfeiture-Task-Fed.	99,413.79	33.74	2,713.34	202.85	96,937.04
310	Sheriff Ofc/Forfeiture-Assets-St.	611,712.07	-	4,393.18	1,256.28	608,575.17
315	Sheriff Ofc/Forfeiture-Assets-Fed.	333,056.03	-	15,444.00	681.07	318,293.10
320	Constable Pct. 2 F/A	23.62	-	-	0.05	23.67
322	Constable Pct 3 F/A	985.51	-	-	2.03	987.54
324	Constable Pct 1 F/A	1,235.20	-	1,150.97	1.28	85.51
332	Fire Marshal St. Ass't. Forfeiture	690.66	8,043,200.00	8,043,200.00	1.42	692.08
335	DA Asset Forfeiture-State	402,215.85	100,000.00	7,079.73	828.65	495,964.77

Prosperity Bank
Money Market Accounts
July 31, 2019

360	Law Enforcement Training	258,732.37	-	125.36	531.75	259,138.76
390	Child Protective Service IV-E	35,586.53	796.63	3,928.26	71.23	32,526.13
402	Hope 3 Program Sales	5,756.50	-	-	11.84	5,768.34
410	Child Support IVD Reimb.	309,022.11	1,849.55	-	636.15	311,507.81
415	Local Law Enf.Block Grant	37,166.07	-	-	76.42	37,242.49
440	Supervision	3,742,642.59	283,665.39	400,702.41	7,510.32	3,633,115.89
600/605	Debt Service Account	14,852,967.73	754,390.98	27,315.00	31,288.86	15,611,332.57
750	Mission Bend/Four Corners	4,602,229.56	-	307,384.19	9,015.75	4,303,861.12
756	2018 Facilities Bond Projects	-	41,402,883.10	19,682,696.30	4,186.88	21,724,373.68
758	2018 Mobility Projects	10,927,602.16	6,000.00	1,760,831.18	21,813.48	9,194,584.46
802	Sr. Lien Toll Rd Rev Bonds 2016	12,927,710.48	7,816.37	2,995.35	26,588.26	12,959,119.76
805	Grand Pkwy Toll RD Rev Bond	3,606,152.11	-	-	7,414.94	3,613,567.05
810	Toll Road Operations	44,269,113.52	8,248,289.72	633,427.07	103,996.72	51,987,972.89
815	Grand Pkwy Toll Road Ops	18,062,617.99	196,928.76	541,003.27	37,301.08	17,755,844.56
TREA	Treasurer's Account	319,539.60	54,819,516.91	50,061,553.51	1,416.65	5,078,919.65
INVE	FBC Investment Account	-	8,545,900.00	8,545,900.00	1,700.52	1,700.52
850M	Boon-Chapman Medical	2,129,837.58	4,000,397.05	3,452,775.47	3,393.50	2,680,852.66
850D	Boon-Chapman Dental	1,456,921.01	100.00	219,859.22	2,772.05	1,239,933.84
882	Boon-Chapman 125	140,724.37	67,933.52	45,080.23	313.48	163,891.14
884	Fee Officer's Account	1,610,927.99	2,282,065.76	2,021,423.39	-	1,871,570.36
912	JP Credit Card Processing	79,318.18	307,568.92	289,594.00	126.57	97,419.67
908	EMS Credit Card Processing	15,594.81	24,178.75	19,755.23	24.34	20,042.67
DACC	D A Credit Card Processing	5,895.99	29,716.43	11,825.56	37.31	23,824.17
PTCC	Public Transportation Credit Cards	15,378.96	24,159.82	21,631.88	44.05	17,950.95
CSCC	CSCD Credit Card	173,838.68	212,085.01	209,760.70	289.55	176,452.54
LBCC	Library Credit Card	4,509.40	14,361.51	15,198.32	8.60	3,681.19
JUCC	Juvenile Credit Card	301.79	5,194.82	4,888.91	2.99	610.69
	Sheriff Credit Card	45,208.92	31,632.93	50,809.70	91.82	26,123.97
130	Assistant Dist Number 1	9,489,135.01	370,620.63	20,079.77	19,991.23	9,859,667.10
131	Assistant Dist Number 2	2,015,186.45	107,301.48	1,100.00	4,284.35	2,125,672.28
133	Assistant Dist Number 4	1,338,820.22	28,679.26	425.00	2,790.30	1,369,864.78
134	Assistant Dist Number 5	223,830.63	6,861.00	425.00	468.72	230,735.35
135	Assistant Dist Number 6	3,129,454.34	101,035.76	538,004.57	6,074.23	2,698,559.76

Prosperity Bank
Money Market Accounts
July 31, 2019

136	Assistant Dist Number 7	359,448.08	47,602.41	26,790.56	753.77	381,013.70
137	Assistant Dist Number 8	24,661.30	1,176.85	1,603.01	49.83	24,284.97
138	Assistant Dist Number 9	1,119,125.53	55,645.36	1,700.00	2,357.71	1,175,428.60
139	Assistant Dist Number 10	205,317.09	31,377.58	-	463.80	237,158.47
140	Assistant Dist Number 11	109,119.36	41,298.79	-	279.16	150,697.31
145	Emergency Svc Dist 100	7,464,125.70	528,765.46	-	16,119.27	8,009,010.43
CCCS	Non Fee Officer CC Clearing Acct	97,691.09	72,378.39	14,357.36	270.68	155,982.80
GAS	FBC Fuel Account (Susser)	25.46	5,849.75	5,875.21	1.55	1.55
JPMT	Juror Payments	5,486.48	66,988.50	43,370.76	31.83	29,136.05
EPEC	Engineering Permitting E-Check	6,252.23	1,440.00	12.23	14.20	7,694.20
JE11	JP 1-1 E-Filing	385.47	4,200.00	4,136.47	1.27	450.27
JE12	JP 1-2 E-Filing	185.85	9,129.00	6,489.85	0.75	2,825.75
JE02	JP 2 E-Filing	2,940.73	14,864.60	13,997.98	3.47	3,810.82
JE03	JP 3 E-Filing	5,772.34	11,897.50	16,039.84	4.14	1,634.14
JE04	JP #4 E-Filing	1,981.96	10,442.40	9,612.46	2.95	2,814.85
	Total	305,514,149.74	178,464,370.54	143,438,104.42	617,059.15	341,157,475.01

Investment Report

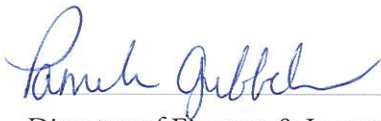
Ft. Bend County

08/01/19 - 08/31/19

This report summarizes the investment position of Ft. Bend County for the period 08/01/19 to 08/31/19.

	07/31/19	08/31/19
Book Value	369,931,593.48	327,495,012.31
Market Value	369,931,593.48	327,495,012.31
Par Value	369,931,593.48	327,495,012.31
Change in Market Value		0.00
Weighted Average Maturity (in Days)	0	0
Weighted Average Yield-to-Maturity of Portfolio	2.4208%	2.3675%
Yield-to-Maturity of 90 Day T-Bill	2.0050%	1.9400%
Accrued Interest		0.00

This report is presented in accordance with the Texas Government Code Title 10 Section 2256.023. The below signed hereby certify that, to the best of their knowledge on the date this report was created, Ft. Bend County is in compliance with the provisions of Government Code 2256 and with the stated policies and strategies of Ft. Bend County.



Director of Finance & Investments

11-12-19

Date



County Treasurer

11-13-19

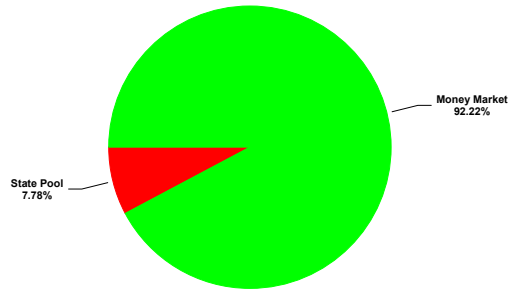
Date

Investment Report

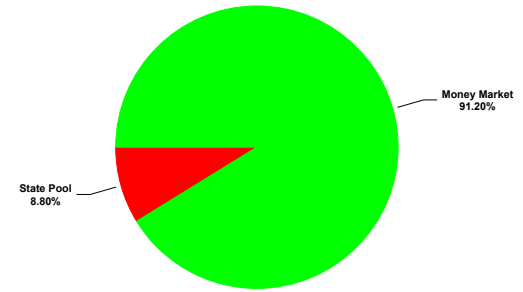
Ft. Bend County

08/01/19 - 08/31/19

Portfolio Composition - 07/31/19



Portfolio Composition - 08/31/19




Maturity Aging - 07/31/19 vs 08/31/19



■ Previous Period ■ Current Period

Portfolio Performance - 08/01/19 to 08/31/19



■ Portfolio ■ 90 Day T-Bill

GASB 31 Compliance Ft. Bend County

Effective Interest - Actual Life
Receipts in Period
08/01/19 - 08/31/19

CUSIP	Invest Number	Security Description	Purchase Date	Sale Date	Valuation Method	Yield Earned	Price Source 08/01/19	Beginning Unit Price	Par Value On 08/01/19	Reported Value 08/01/19	Purchase Cost	Sales Proceeds	Ending Unit Price	Par Value On 08/31/19	Price Source 08/31/19	Reported Value 08/31/19	Change in Fair Value	Interest	Net Investment Income
Prosperity-Money Market Accts.	AR-0009	Money Market	11/30/03	Open	Fair Value	2.2454	Manual	1.000000	341,157,475.01	341,157,475.01	0.00	42,492,616.45	1.000000	298,664,858.56	Manual	298,664,858.56	0.00	647,946.23	647,946.23
MB02-MBIA General	AR-0015	State Pool	11/01/08	Open	Fair Value	2.2833	Manual	1.000000	7,835,699.07	7,835,699.07	0.00	-15,196.22	1.000000	7,850,895.29	Manual	7,850,895.29	0.00	15,196.22	15,196.22
MB03-MBIA Road & Bridge	AR-0016	State Pool	11/01/08	Open	Fair Value	2.2837	Manual	1.000000	53,019.01	53,019.01	0.00	-102.84	1.000000	53,121.85	Manual	53,121.85	0.00	102.84	102.84
MB04-MBIA Drainage	AR-0017	State Pool	11/01/08	Open	Fair Value	2.2833	Manual	1.000000	760,604.65	760,604.65	0.00	-1,475.09	1.000000	762,079.74	Manual	762,079.74	0.00	1,475.09	1,475.09
MB06-MBIA Toll Rd. Operations	AR-0019	State Pool	11/01/08	Open	Fair Value	2.2833	Manual	1.000000	8,718,386.58	8,718,386.58	0.00	-16,908.06	1.000000	8,735,294.64	Manual	8,735,294.64	0.00	16,908.06	16,908.06
TT00-TX TERM General	AR-0022	State Pool	11/01/08	Open	Fair Value	2.2166	Manual	1.000000	1,056.97	1,056.97	0.00	-1.99	1.000000	1,058.96	Manual	1,058.96	0.00	1.99	1.99
TT02-TX TERM Toll Rd. Operation	AR-0024	State Pool	11/01/08	Open	Fair Value	2.2080	Manual	1.000000	1,055.78	1,055.78	0.00	-1.98	1.000000	1,057.76	Manual	1,057.76	0.00	1.98	1.98
TT04-TX TERM Road & Bridge	AR-0026	State Pool	11/01/08	Open	Fair Value	2.2121	Manual	1.000000	1,053.84	1,053.84	0.00	-1.98	1.000000	1,055.82	Manual	1,055.82	0.00	1.98	1.98
TT05-TX TERM Drainage	AR-0027	State Pool	11/01/08	Open	Fair Value	2.2226	Manual	1.000000	349.61	349.61	0.00	-0.66	1.000000	350.27	Manual	350.27	0.00	0.66	0.66
LOG1-Logic- General	AR-0028	State Pool	11/10/08	Open	Fair Value	2.3322	Manual	1.000000	5,582,758.09	5,582,758.09	0.00	-11,058.97	1.000000	5,593,817.06	Manual	5,593,817.06	0.00	11,058.97	11,058.97
LOG2-Logic-Toll Rd. Operations	AR-0029	State Pool	11/10/08	Open	Fair Value	2.3622	Manual	1.000000	1,071.59	1,071.59	0.00	-2.15	1.000000	1,073.74	Manual	1,073.74	0.00	2.15	2.15
LOG5-Logic-Drainage	AR-0032	State Pool	11/10/08	Open	Fair Value	2.3552	Manual	1.000000	1,064.77	1,064.77	0.00	-2.13	1.000000	1,066.90	Manual	1,066.90	0.00	2.13	2.13
LOG8-Logic-Road & Bridge	AR-0035	State Pool	11/10/08	Open	Fair Value	2.3542	Manual	1.000000	1,065.22	1,065.22	0.00	-2.13	1.000000	1,067.35	Manual	1,067.35	0.00	2.13	2.13
MB12-MBIA ESD 100 AGREEMENT	AR-0041	State Pool	08/31/16	Open	Fair Value	2.2833	Manual	1.000000	970,588.41	970,588.41	0.00	-1,882.33	1.000000	972,470.74	Manual	972,470.74	0.00	1,882.33	1,882.33
MB13-MBIA ASSISTANCE DIST #1	AR-0042	State Pool	08/31/16	Open	Fair Value	2.2829	Manual	1.000000	89,698.25	89,698.25	0.00	-173.93	1.000000	89,872.18	Manual	89,872.18	0.00	173.93	173.93
MB14-MBIA GR PARKWAY OPERATIONS	AR-0043	State Pool	08/31/16	Open	Fair Value	2.2833	Manual	1.000000	4,756,646.63	4,756,646.63	0.00	-9,224.82	1.000000	4,765,871.45	Manual	4,765,871.45	0.00	9,224.82	9,224.82
Investment Total						<u>2.2491</u>		<u>1.000000</u>	<u>369,931,593.48</u>	<u>369,931,593.48</u>	<u>0.00</u>	<u>42,436,581.17</u>	<u>1.000000</u>	<u>327,495,012.31</u>		<u>327,495,012.31</u>	<u>0.00</u>	<u>703,981.51</u>	<u>703,981.51</u>

Portfolio Position
Ft. Bend County
 Effective Interest - Actual Life
 Receipts in Period
 08/01/19 - 08/31/19

CUSIP	Invest Number	Security Description	Purchase Date	Call Date	Par Value On 08/01/19	Par Value On 08/31/19	Market Val On 08/01/19	Market Val On 08/31/19	Purchase Cost	Sales Proceeds	Original Princ/Cost	Amor Value On 08/01/19	Amor Value On 08/31/19
130 - Assistance Dist #1													
State Pool													
MB13-MBIA ASSISTANCE DIST #1	AR-0042	State Pool	08/31/16	Open	<u>89,698.25</u>	<u>89,872.18</u>	<u>89,698.25</u>	<u>89,872.18</u>	<u>0.00</u>	<u>0.00</u>	<u>10,000,000.00</u>	<u>89,698.25</u>	<u>89,872.18</u>
State Pool Total					<u>89,698.25</u>	<u>89,872.18</u>	<u>89,698.25</u>	<u>89,872.18</u>	<u>0.00</u>	<u>0.00</u>	<u>10,000,000.00</u>	<u>89,698.25</u>	<u>89,872.18</u>
130 - Assistance Dist #1 Total					<u>89,698.25</u>	<u>89,872.18</u>	<u>89,698.25</u>	<u>89,872.18</u>	<u>0.00</u>	<u>0.00</u>	<u>10,000,000.00</u>	<u>89,698.25</u>	<u>89,872.18</u>
145 - ESD 100 Agreement													
State Pool													
MB12-MBIA ESD 100 AGREEMENT	AR-0041	State Pool	08/31/16	Open	<u>970,588.41</u>	<u>972,470.74</u>	<u>970,588.41</u>	<u>972,470.74</u>	<u>0.00</u>	<u>0.00</u>	<u>3,900,000.00</u>	<u>970,588.41</u>	<u>972,470.74</u>
State Pool Total					<u>970,588.41</u>	<u>972,470.74</u>	<u>970,588.41</u>	<u>972,470.74</u>	<u>0.00</u>	<u>0.00</u>	<u>3,900,000.00</u>	<u>970,588.41</u>	<u>972,470.74</u>
145 - ESD 100 Agreement Total					<u>970,588.41</u>	<u>972,470.74</u>	<u>970,588.41</u>	<u>972,470.74</u>	<u>0.00</u>	<u>0.00</u>	<u>3,900,000.00</u>	<u>970,588.41</u>	<u>972,470.74</u>
810 - FBC Toll Road Operations													
State Pool													
TT02-TX TERM Toll Rd. Operation	AR-0024	State Pool	11/01/08	Open	<u>0.00</u>	<u>0.00</u>	<u>0.00</u>	<u>0.00</u>	<u>0.00</u>	<u>0.00</u>	<u>0.00</u>	<u>0.00</u>	<u>0.00</u>
State Pool Total					<u>0.00</u>	<u>0.00</u>	<u>0.00</u>	<u>0.00</u>	<u>0.00</u>	<u>0.00</u>	<u>0.00</u>	<u>0.00</u>	<u>0.00</u>
810 - FBC Toll Road Operations Total					<u>0.00</u>	<u>0.00</u>	<u>0.00</u>	<u>0.00</u>	<u>0.00</u>	<u>0.00</u>	<u>0.00</u>	<u>0.00</u>	<u>0.00</u>
815 - Grand Parkway Operations													
State Pool													
MB14-MBIA GR PARKWAY OPERATIONS	AR-0043	State Pool	08/31/16	Open	<u>4,756,646.63</u>	<u>4,765,871.45</u>	<u>4,756,646.63</u>	<u>4,765,871.45</u>	<u>0.00</u>	<u>0.00</u>	<u>8,500,000.00</u>	<u>4,756,646.63</u>	<u>4,765,871.45</u>
State Pool Total					<u>4,756,646.63</u>	<u>4,765,871.45</u>	<u>4,756,646.63</u>	<u>4,765,871.45</u>	<u>0.00</u>	<u>0.00</u>	<u>8,500,000.00</u>	<u>4,756,646.63</u>	<u>4,765,871.45</u>
815 - Grand Parkway Operations Total					<u>4,756,646.63</u>	<u>4,765,871.45</u>	<u>4,756,646.63</u>	<u>4,765,871.45</u>	<u>0.00</u>	<u>0.00</u>	<u>8,500,000.00</u>	<u>4,756,646.63</u>	<u>4,765,871.45</u>
LOG5 - LOGIC DRAINAGE													
State Pool													
LOG5-Logic-Drainage	AR-0032	State Pool	11/10/08	Open	<u>1,064.77</u>	<u>1,066.90</u>	<u>1,064.77</u>	<u>1,066.90</u>	<u>0.00</u>	<u>0.00</u>	<u>500,000.00</u>	<u>1,064.77</u>	<u>1,066.90</u>
State Pool Total					<u>1,064.77</u>	<u>1,066.90</u>	<u>1,064.77</u>	<u>1,066.90</u>	<u>0.00</u>	<u>0.00</u>	<u>500,000.00</u>	<u>1,064.77</u>	<u>1,066.90</u>
LOG5 - LOGIC DRAINAGE Total					<u>1,064.77</u>	<u>1,066.90</u>	<u>1,064.77</u>	<u>1,066.90</u>	<u>0.00</u>	<u>0.00</u>	<u>500,000.00</u>	<u>1,064.77</u>	<u>1,066.90</u>
LOG1 - LOGIC GENERAL													
State Pool													
LOG1-Logic- General	AR-0028	State Pool	11/10/08	Open	<u>5,582,758.09</u>	<u>5,593,817.06</u>	<u>5,582,758.09</u>	<u>5,593,817.06</u>	<u>0.00</u>	<u>0.00</u>	<u>10,000,000.00</u>	<u>5,582,758.09</u>	<u>5,593,817.06</u>
State Pool Total					<u>5,582,758.09</u>	<u>5,593,817.06</u>	<u>5,582,758.09</u>	<u>5,593,817.06</u>	<u>0.00</u>	<u>0.00</u>	<u>10,000,000.00</u>	<u>5,582,758.09</u>	<u>5,593,817.06</u>
LOG1 - LOGIC GENERAL Total					<u>5,582,758.09</u>	<u>5,593,817.06</u>	<u>5,582,758.09</u>	<u>5,593,817.06</u>	<u>0.00</u>	<u>0.00</u>	<u>10,000,000.00</u>	<u>5,582,758.09</u>	<u>5,593,817.06</u>
LOG8 - LOGIC ROAD & BRIDGE													
State Pool													
LOG8-Logic-Road & Bridge	AR-0035	State Pool	11/10/08	Open	<u>1,065.22</u>	<u>1,067.35</u>	<u>1,065.22</u>	<u>1,067.35</u>	<u>0.00</u>	<u>0.00</u>	<u>1,000,000.00</u>	<u>1,065.22</u>	<u>1,067.35</u>
State Pool Total					<u>1,065.22</u>	<u>1,067.35</u>	<u>1,065.22</u>	<u>1,067.35</u>	<u>0.00</u>	<u>0.00</u>	<u>1,000,000.00</u>	<u>1,065.22</u>	<u>1,067.35</u>
LOG8 - LOGIC ROAD & BRIDGE Total					<u>1,065.22</u>	<u>1,067.35</u>	<u>1,065.22</u>	<u>1,067.35</u>	<u>0.00</u>	<u>0.00</u>	<u>1,000,000.00</u>	<u>1,065.22</u>	<u>1,067.35</u>
LOG2 - LOGIC TOLL OPERATIONS													
State Pool													
LOG2-Logic-Toll Rd.Operations	AR-0029	State Pool	11/10/08	Open	<u>1,071.59</u>	<u>1,073.74</u>	<u>1,071.59</u>	<u>1,073.74</u>	<u>0.00</u>	<u>0.00</u>	<u>2,000,000.00</u>	<u>1,071.59</u>	<u>1,073.74</u>
State Pool Total					<u>1,071.59</u>	<u>1,073.74</u>	<u>1,071.59</u>	<u>1,073.74</u>	<u>0.00</u>	<u>0.00</u>	<u>2,000,000.00</u>	<u>1,071.59</u>	<u>1,073.74</u>
LOG2 - LOGIC TOLL OPERATIONS Total					<u>1,071.59</u>	<u>1,073.74</u>	<u>1,071.59</u>	<u>1,073.74</u>	<u>0.00</u>	<u>0.00</u>	<u>2,000,000.00</u>	<u>1,071.59</u>	<u>1,073.74</u>
MB04 - MBIA DRAINAGE													
State Pool													
MB04-MBIA Drainage	AR-0017	State Pool	11/01/08	Open	<u>760,604.65</u>	<u>762,079.74</u>	<u>760,604.65</u>	<u>762,079.74</u>	<u>0.00</u>	<u>0.00</u>	<u>1,267,218.21</u>	<u>760,604.65</u>	<u>762,079.74</u>
State Pool Total					<u>760,604.65</u>	<u>762,079.74</u>	<u>760,604.65</u>	<u>762,079.74</u>	<u>0.00</u>	<u>0.00</u>	<u>1,267,218.21</u>	<u>760,604.65</u>	<u>762,079.74</u>
MB04 - MBIA DRAINAGE Total					<u>760,604.65</u>	<u>762,079.74</u>	<u>760,604.65</u>	<u>762,079.74</u>	<u>0.00</u>	<u>0.00</u>	<u>1,267,218.21</u>	<u>760,604.65</u>	<u>762,079.74</u>
MB02 - MBIA GENERAL													

Portfolio Position
Ft. Bend County
 Effective Interest - Actual Life
 Receipts in Period
 08/01/19 - 08/31/19

CUSIP	Invest Number	Security Description	Purchase Date	Call Date	Par Value On 08/01/19	Par Value On 08/31/19	Market Val On 08/01/19	Market Val On 08/31/19	Purchase Cost	Sales Proceeds	Original Princ/Cost	Amor Value On 08/01/19	Amor Value On 08/31/19
State Pool													
MB02-MBIA General	AR-0015	State Pool	11/01/08	Open	<u>7,835,699.07</u>	<u>7,850,895.29</u>	<u>7,835,699.07</u>	<u>7,850,895.29</u>	<u>0.00</u>	<u>0.00</u>	<u>17,374,917.83</u>	<u>7,835,699.07</u>	<u>7,850,895.29</u>
State Pool Total					<u>7,835,699.07</u>	<u>7,850,895.29</u>	<u>7,835,699.07</u>	<u>7,850,895.29</u>	<u>0.00</u>	<u>0.00</u>	<u>17,374,917.83</u>	<u>7,835,699.07</u>	<u>7,850,895.29</u>
MB02 - MBIA GENERAL Total					<u>7,835,699.07</u>	<u>7,850,895.29</u>	<u>7,835,699.07</u>	<u>7,850,895.29</u>	<u>0.00</u>	<u>0.00</u>	<u>17,374,917.83</u>	<u>7,835,699.07</u>	<u>7,850,895.29</u>
MB03 - MBIA ROAD & BRIDGE													
State Pool													
MB03-MBIA Road & Bridge	AR-0016	State Pool	11/01/08	Open	<u>53,019.01</u>	<u>53,121.85</u>	<u>53,019.01</u>	<u>53,121.85</u>	<u>0.00</u>	<u>0.00</u>	<u>2,856,438.24</u>	<u>53,019.01</u>	<u>53,121.85</u>
State Pool Total					<u>53,019.01</u>	<u>53,121.85</u>	<u>53,019.01</u>	<u>53,121.85</u>	<u>0.00</u>	<u>0.00</u>	<u>2,856,438.24</u>	<u>53,019.01</u>	<u>53,121.85</u>
MB03 - MBIA ROAD & BRIDGE Total					<u>53,019.01</u>	<u>53,121.85</u>	<u>53,019.01</u>	<u>53,121.85</u>	<u>0.00</u>	<u>0.00</u>	<u>2,856,438.24</u>	<u>53,019.01</u>	<u>53,121.85</u>
MB06 - MBIA TOLL RD OPERATIONS													
State Pool													
MB06-MBIA Toll Rd. Operations	AR-0019	State Pool	11/01/08	Open	<u>8,718,386.58</u>	<u>8,735,294.64</u>	<u>8,718,386.58</u>	<u>8,735,294.64</u>	<u>0.00</u>	<u>0.00</u>	<u>3,143,377.27</u>	<u>8,718,386.58</u>	<u>8,735,294.64</u>
State Pool Total					<u>8,718,386.58</u>	<u>8,735,294.64</u>	<u>8,718,386.58</u>	<u>8,735,294.64</u>	<u>0.00</u>	<u>0.00</u>	<u>3,143,377.27</u>	<u>8,718,386.58</u>	<u>8,735,294.64</u>
MB06 - MBIA TOLL RD OPERATIONS Total					<u>8,718,386.58</u>	<u>8,735,294.64</u>	<u>8,718,386.58</u>	<u>8,735,294.64</u>	<u>0.00</u>	<u>0.00</u>	<u>3,143,377.27</u>	<u>8,718,386.58</u>	<u>8,735,294.64</u>
PROS - Prosperity Money Mkt. Accts.													
Money Market													
Prosperity-Money Market Accts.	AR-0009	Money Market	11/30/03	Open	<u>341,157,475.01</u>	<u>298,664,858.56</u>	<u>341,157,475.01</u>	<u>298,664,858.56</u>	<u>0.00</u>	<u>0.00</u>	<u>12,505,577.66</u>	<u>341,157,475.01</u>	<u>298,664,858.56</u>
Money Market Total					<u>341,157,475.01</u>	<u>298,664,858.56</u>	<u>341,157,475.01</u>	<u>298,664,858.56</u>	<u>0.00</u>	<u>0.00</u>	<u>12,505,577.66</u>	<u>341,157,475.01</u>	<u>298,664,858.56</u>
PROS - Prosperity Money Mkt. Accts. Total					<u>341,157,475.01</u>	<u>298,664,858.56</u>	<u>341,157,475.01</u>	<u>298,664,858.56</u>	<u>0.00</u>	<u>0.00</u>	<u>12,505,577.66</u>	<u>341,157,475.01</u>	<u>298,664,858.56</u>
TT05 - TEXAS TERM DRAINAGE													
State Pool													
TT05-TX TERM Drainage	AR-0027	State Pool	11/01/08	Open	<u>349.61</u>	<u>350.27</u>	<u>349.61</u>	<u>350.27</u>	<u>0.00</u>	<u>0.00</u>	<u>109,774.61</u>	<u>349.61</u>	<u>350.27</u>
State Pool Total					<u>349.61</u>	<u>350.27</u>	<u>349.61</u>	<u>350.27</u>	<u>0.00</u>	<u>0.00</u>	<u>109,774.61</u>	<u>349.61</u>	<u>350.27</u>
TT05 - TEXAS TERM DRAINAGE Total					<u>349.61</u>	<u>350.27</u>	<u>349.61</u>	<u>350.27</u>	<u>0.00</u>	<u>0.00</u>	<u>109,774.61</u>	<u>349.61</u>	<u>350.27</u>
TT00 - TEXAS TERM GENERAL													
State Pool													
TT00-TX TERM General	AR-0022	State Pool	11/01/08	Open	<u>1,056.97</u>	<u>1,058.96</u>	<u>1,056.97</u>	<u>1,058.96</u>	<u>0.00</u>	<u>0.00</u>	<u>10,006,437.87</u>	<u>1,056.97</u>	<u>1,058.96</u>
State Pool Total					<u>1,056.97</u>	<u>1,058.96</u>	<u>1,056.97</u>	<u>1,058.96</u>	<u>0.00</u>	<u>0.00</u>	<u>10,006,437.87</u>	<u>1,056.97</u>	<u>1,058.96</u>
TT00 - TEXAS TERM GENERAL Total					<u>1,056.97</u>	<u>1,058.96</u>	<u>1,056.97</u>	<u>1,058.96</u>	<u>0.00</u>	<u>0.00</u>	<u>10,006,437.87</u>	<u>1,056.97</u>	<u>1,058.96</u>
TT04 - TEXAS TERM ROAD & BRIDGE													
State Pool													
TT04-TX TERM Road & Bridge	AR-0026	State Pool	11/01/08	Open	<u>1,053.84</u>	<u>1,055.82</u>	<u>1,053.84</u>	<u>1,055.82</u>	<u>0.00</u>	<u>0.00</u>	<u>10,463.28</u>	<u>1,053.84</u>	<u>1,055.82</u>
State Pool Total					<u>1,053.84</u>	<u>1,055.82</u>	<u>1,053.84</u>	<u>1,055.82</u>	<u>0.00</u>	<u>0.00</u>	<u>10,463.28</u>	<u>1,053.84</u>	<u>1,055.82</u>
TT04 - TEXAS TERM ROAD & BRIDGE Total					<u>1,053.84</u>	<u>1,055.82</u>	<u>1,053.84</u>	<u>1,055.82</u>	<u>0.00</u>	<u>0.00</u>	<u>10,463.28</u>	<u>1,053.84</u>	<u>1,055.82</u>
TT02 - TEXAS TERM TOLL OPERATIONS													
State Pool													
TT02-TX TERM Toll Rd. Operation	AR-0024	State Pool	11/01/08	Open	<u>1,055.78</u>	<u>1,057.76</u>	<u>1,055.78</u>	<u>1,057.76</u>	<u>0.00</u>	<u>0.00</u>	<u>0.00</u>	<u>1,055.78</u>	<u>1,057.76</u>
State Pool Total					<u>1,055.78</u>	<u>1,057.76</u>	<u>1,055.78</u>	<u>1,057.76</u>	<u>0.00</u>	<u>0.00</u>	<u>0.00</u>	<u>1,055.78</u>	<u>1,057.76</u>
TT02 - TEXAS TERM TOLL OPERATIONS Total					<u>1,055.78</u>	<u>1,057.76</u>	<u>1,055.78</u>	<u>1,057.76</u>	<u>0.00</u>	<u>0.00</u>	<u>0.00</u>	<u>1,055.78</u>	<u>1,057.76</u>
09 - Temporary Holding													
Money Market													
Prosperity-Money Market Accts.	AR-0009	Money Market	11/30/03	Open	<u>0.00</u>	<u>0.00</u>	<u>0.00</u>	<u>0.00</u>	<u>0.00</u>	<u>0.00</u>	<u>0.00</u>	<u>0.00</u>	<u>0.00</u>
Money Market Total					<u>0.00</u>	<u>0.00</u>	<u>0.00</u>	<u>0.00</u>	<u>0.00</u>	<u>0.00</u>	<u>0.00</u>	<u>0.00</u>	<u>0.00</u>
09 - Temporary Holding Total					<u>0.00</u>	<u>0.00</u>	<u>0.00</u>	<u>0.00</u>	<u>0.00</u>	<u>0.00</u>	<u>0.00</u>	<u>0.00</u>	<u>0.00</u>
Combined Port													
Money Market													

Portfolio Position
Ft. Bend County
Effective Interest - Actual Life
Receipts in Period
08/01/19 - 08/31/19

6

CUSIP	Invest Number	Security Description	Purchase Date	Call Date	Par Value On 08/01/19	Par Value On 08/31/19	Market Val On 08/01/19	Market Val On 08/31/19	Purchase Cost	Sales Proceeds	Original Princ/Cost	Amor Value On 08/01/19	Amor Value On 08/31/19
Prosperity-Money Market Accts.	AR-0009	Money Market	11/30/03	Open	341,157,475.01	298,664,858.56	341,157,475.01	298,664,858.56	0.00	0.00	12,505,577.66	341,157,475.01	298,664,858.56
Money Market Total					341,157,475.01	298,664,858.56	341,157,475.01	298,664,858.56	0.00	0.00	12,505,577.66	341,157,475.01	298,664,858.56
State Pool													
LOG1-Logic- General	AR-0028	State Pool	11/10/08	Open	5,582,758.09	5,593,817.06	5,582,758.09	5,593,817.06	0.00	0.00	10,000,000.00	5,582,758.09	5,593,817.06
LOG2-Logic-Toll Rd.Operations	AR-0029	State Pool	11/10/08	Open	1,071.59	1,073.74	1,071.59	1,073.74	0.00	0.00	2,000,000.00	1,071.59	1,073.74
LOG5-Logic-Drainage	AR-0032	State Pool	11/10/08	Open	1,064.77	1,066.90	1,064.77	1,066.90	0.00	0.00	500,000.00	1,064.77	1,066.90
LOG8-Logic-Road & Bridge	AR-0035	State Pool	11/10/08	Open	1,065.22	1,067.35	1,065.22	1,067.35	0.00	0.00	1,000,000.00	1,065.22	1,067.35
MB02-MBIA General	AR-0015	State Pool	11/01/08	Open	7,835,699.07	7,850,895.29	7,835,699.07	7,850,895.29	0.00	0.00	17,374,917.83	7,835,699.07	7,850,895.29
MB03-MBIA Road & Bridge	AR-0016	State Pool	11/01/08	Open	53,019.01	53,121.85	53,019.01	53,121.85	0.00	0.00	2,856,438.24	53,019.01	53,121.85
MB04-MBIA Drainage	AR-0017	State Pool	11/01/08	Open	760,604.65	762,079.74	760,604.65	762,079.74	0.00	0.00	1,267,218.21	760,604.65	762,079.74
MB06-MBIA Toll Rd. Operations	AR-0019	State Pool	11/01/08	Open	8,718,386.58	8,735,294.64	8,718,386.58	8,735,294.64	0.00	0.00	3,143,377.27	8,718,386.58	8,735,294.64
MB12-MBIA ESD 100 AGREEMENT	AR-0041	State Pool	08/31/16	Open	970,588.41	972,470.74	970,588.41	972,470.74	0.00	0.00	3,900,000.00	970,588.41	972,470.74
MB13-MBIA ASSISTANCE DIST #1	AR-0042	State Pool	08/31/16	Open	89,698.25	89,872.18	89,698.25	89,872.18	0.00	0.00	10,000,000.00	89,698.25	89,872.18
MB14-MBIA GR PARKWAY OPERATIONS	AR-0043	State Pool	08/31/16	Open	4,756,646.63	4,765,871.45	4,756,646.63	4,765,871.45	0.00	0.00	8,500,000.00	4,756,646.63	4,765,871.45
TT00-TX TERM General	AR-0022	State Pool	11/01/08	Open	1,056.97	1,058.96	1,056.97	1,058.96	0.00	0.00	10,006,437.87	1,056.97	1,058.96
TT02-TX TERM Toll Rd. Operation	AR-0024	State Pool	11/01/08	Open	1,055.78	1,057.76	1,055.78	1,057.76	0.00	0.00	0.00	1,055.78	1,057.76
TT04-TX TERM Road & Bridge	AR-0026	State Pool	11/01/08	Open	1,053.84	1,055.82	1,053.84	1,055.82	0.00	0.00	10,463.28	1,053.84	1,055.82
TT05-TX TERM Drainage	AR-0027	State Pool	11/01/08	Open	349.61	350.27	349.61	350.27	0.00	0.00	109,774.61	349.61	350.27
State Pool Total					28,774,118.47	28,830,153.75	28,774,118.47	28,830,153.75	0.00	0.00	70,668,627.31	28,774,118.47	28,830,153.75
Combined Port Total					369,931,593.48	327,495,012.31	369,931,593.48	327,495,012.31	0.00	0.00	83,174,204.97	369,931,593.48	327,495,012.31

Earnings and Yields Summary

Ft. Bend County

Effective Interest - Actual Life

Receipts in Period

08/01/19 - 08/31/19

Run Date: 11/12/19

Run Time: 14:24:56

Page 1 of 1

7

Security Description	08/01/19 08/07/19	08/08/19 08/14/19	08/15/19 08/21/19	08/22/19 08/28/19	08/29/19 08/31/19	08/01/19 08/31/19
Combined Port						
Money Market	146,988.72	146,988.73	146,988.73	146,988.73	59,991.32	647,946.23
State Pool	<u>12,674.10</u>	<u>12,674.10</u>	<u>12,674.11</u>	<u>12,674.11</u>	<u>5,338.86</u>	<u>56,035.28</u>
Port Total	<u>159,662.82</u>	<u>159,662.83</u>	<u>159,662.84</u>	<u>159,662.84</u>	<u>65,330.18</u>	<u>703,981.51</u>
Combined Port						
Money Market	2.2466	2.2466	2.2466	2.2466	2.2336	2.2454
State Pool	<u>2.2967</u>	<u>2.2967</u>	<u>2.2967</u>	<u>2.2967</u>	<u>2.2560</u>	<u>2.2928</u>
Port Total	<u>2.2505</u>	<u>2.2505</u>	<u>2.2505</u>	<u>2.2505</u>	<u>2.2354</u>	<u>2.2491</u>

Maturity Aging
Ft. Bend County
 Effective Interest - Actual Life
 Receipts in Period
 08/31/19

CUSIP	Invest Number	Security Description	Purchase Date	Days to Maturity	Yield Matur
Cash / Money Market					
LOG1-Logic- General	AR-0028	State Pool	11/10/08	0	2.3324
LOG2-Logic-Toll Rd.Operations	AR-0029	State Pool	11/10/08	0	2.3324
LOG5-Logic-Drainage	AR-0032	State Pool	11/10/08	0	2.3324
LOG8-Logic-Road & Bridge	AR-0035	State Pool	11/10/08	0	2.3324
MB02-MBIA General	AR-0015	State Pool	11/01/08	0	2.2800
MB03-MBIA Road & Bridge	AR-0016	State Pool	11/01/08	0	2.2800
MB04-MBIA Drainage	AR-0017	State Pool	11/01/08	0	2.2800
MB06-MBIA Toll Rd. Operations	AR-0019	State Pool	11/01/08	0	2.2800
MB12-MBIA ESD 100 AGREEMENT	AR-0041	State Pool	08/31/16	0	2.2800
MB13-MBIA ASSISTANCE DIST #1	AR-0042	State Pool	08/31/16	0	2.2800
MB14-MBIA GR PARKWAY OPERATIONS	AR-0043	State Pool	08/31/16	0	2.2800
Prosperity-Money Market Accts.	AR-0009	Money Market	11/30/03	0	2.3750
TT00-TX TERM General	AR-0022	State Pool	11/01/08	0	2.2100
TT02-TX TERM Toll Rd. Operation	AR-0024	State Pool	11/01/08	0	2.2100
TT04-TX TERM Road & Bridge	AR-0026	State Pool	11/01/08	0	2.2100
TT05-TX TERM Drainage	AR-0027	State Pool	11/01/08	0	2.2100
Cash / Money Market Total				0	<u>2.3675</u>
Investment Total				0	<u>2.3675</u>

Activity Statement

Ft. Bend County

Effective Interest - Actual Life
Receipts in Period
08/01/19 - 08/31/19

Purchase Date	Sale Date	CUSIP	Invest Number	Security Description	Amor Value On 08/01/19	Changes In Principal	Purchase Cost	Sales Proceeds	Purchased Interest	Int/Div Rec In the Perd	Amor Value On 08/31/19	
Money Market												
11/30/03	Open	Prosperity-Money Market Accts.		AR-0009	Money Market	341,157,475.01	-42,492,616.45	0.00	0.00	0.00	647,946.23	298,664,858.56
Money Market Total						<u>341,157,475.01</u>	<u>-42,492,616.45</u>	<u>0.00</u>	<u>0.00</u>	<u>0.00</u>	<u>647,946.23</u>	<u>298,664,858.56</u>
State Pool												
11/01/08	Open	MB02-MBIA General		AR-0015	State Pool	7,835,699.07	15,196.22	0.00	0.00	0.00	15,196.22	7,850,895.29
11/01/08	Open	MB03-MBIA Road & Bridge		AR-0016	State Pool	53,019.01	102.84	0.00	0.00	0.00	102.84	53,121.85
11/01/08	Open	MB04-MBIA Drainage		AR-0017	State Pool	760,604.65	1,475.09	0.00	0.00	0.00	1,475.09	762,079.74
11/01/08	Open	MB06-MBIA Toll Rd. Operations		AR-0019	State Pool	8,718,386.58	16,908.06	0.00	0.00	0.00	16,908.06	8,735,294.64
11/01/08	Open	TT00-TX TERM General		AR-0022	State Pool	1,056.97	1.99	0.00	0.00	0.00	1.99	1,058.96
11/01/08	Open	TT02-TX TERM Toll Rd. Operation		AR-0024	State Pool	1,055.78	1.98	0.00	0.00	0.00	1.98	1,057.76
11/01/08	Open	TT04-TX TERM Road & Bridge		AR-0026	State Pool	1,053.84	1.98	0.00	0.00	0.00	1.98	1,055.82
11/01/08	Open	TT05-TX TERM Drainage		AR-0027	State Pool	349.61	0.66	0.00	0.00	0.00	0.66	350.27
11/10/08	Open	LOG1-Logic- General		AR-0028	State Pool	5,582,758.09	11,058.97	0.00	0.00	0.00	11,058.97	5,593,817.06
11/10/08	Open	LOG2-Logic-Toll Rd.Operations		AR-0029	State Pool	1,071.59	2.15	0.00	0.00	0.00	2.15	1,073.74
11/10/08	Open	LOG5-Logic-Drainage		AR-0032	State Pool	1,064.77	2.13	0.00	0.00	0.00	2.13	1,066.90
11/10/08	Open	LOG8-Logic-Road & Bridge		AR-0035	State Pool	1,065.22	2.13	0.00	0.00	0.00	2.13	1,067.35
08/31/16	Open	MB12-MBIA ESD 100 AGREEMENT		AR-0041	State Pool	970,588.41	1,882.33	0.00	0.00	0.00	1,882.33	972,470.74
08/31/16	Open	MB13-MBIA ASSISTANCE DIST #1		AR-0042	State Pool	89,698.25	173.93	0.00	0.00	0.00	173.93	89,872.18
08/31/16	Open	MB14-MBIA GR PARKWAY OPERATIONS		AR-0043	State Pool	4,756,646.63	9,224.82	0.00	0.00	0.00	9,224.82	4,765,871.45
State Pool Total						<u>28,774,118.47</u>	<u>56,035.28</u>	<u>0.00</u>	<u>0.00</u>	<u>0.00</u>	<u>56,035.28</u>	<u>28,830,153.75</u>
Investment Total						<u>369,931,593.48</u>	<u>-42,436,581.17</u>	<u>0.00</u>	<u>0.00</u>	<u>0.00</u>	<u>703,981.51</u>	<u>327,495,012.31</u>

Interest Accrual
Ft. Bend County
Effective Interest - Actual Life
Receipts in Period
08/01/19 - 08/31/19

CUSIP	Invest Number	Security Description	Purchase Date	Sale Date	Yield Earned	Ending Par Val/Shares	Ending Amor Val/Cost	Purchased Interest	Int/Div Rec In the Perd	Int/Div Accrued In the Perd	PTD Purch Received	Int/Div Rec Purch/Date	Int/Div Accrued Purch/Date
09 - Temporary Holding													
Money Market													
Prosperity-Money Market Accts.	AR-0009	Money Market	11/30/03	Open	<u>0.0000</u>	<u>0.00</u>	<u>0.00</u>	<u>0.00</u>	<u>0.00</u>	<u>0.00</u>	<u>0.00</u>	<u>0.00</u>	<u>0.00</u>
Money Market Total					<u>0.0000</u>	<u>0.00</u>	<u>0.00</u>	<u>0.00</u>	<u>0.00</u>	<u>0.00</u>	<u>0.00</u>	<u>0.00</u>	<u>0.00</u>
09 - Temporary Holding Total					<u>0.0000</u>	<u>0.00</u>	<u>0.00</u>	<u>0.00</u>	<u>0.00</u>	<u>0.00</u>	<u>0.00</u>	<u>0.00</u>	<u>0.00</u>
130 - Assistance Dist #1													
State Pool													
MB13-MBIA ASSISTANCE DIST #1	AR-0042	State Pool	08/31/16	Open	<u>2.2829</u>	<u>89,872.18</u>	<u>89,872.18</u>	<u>0.00</u>	<u>173.93</u>	<u>0.00</u>	<u>0.00</u>	<u>89,872.18</u>	<u>0.00</u>
State Pool Total					<u>2.2829</u>	<u>89,872.18</u>	<u>89,872.18</u>	<u>0.00</u>	<u>173.93</u>	<u>0.00</u>	<u>0.00</u>	<u>89,872.18</u>	<u>0.00</u>
130 - Assistance Dist #1 Total					<u>2.2829</u>	<u>89,872.18</u>	<u>89,872.18</u>	<u>0.00</u>	<u>173.93</u>	<u>0.00</u>	<u>0.00</u>	<u>89,872.18</u>	<u>0.00</u>
145 - ESD 100 Agreement													
State Pool													
MB12-MBIA ESD 100 AGREEMENT	AR-0041	State Pool	08/31/16	Open	<u>2.2833</u>	<u>972,470.74</u>	<u>972,470.74</u>	<u>0.00</u>	<u>1,882.33</u>	<u>0.00</u>	<u>0.00</u>	<u>70,911.98</u>	<u>0.00</u>
State Pool Total					<u>2.2833</u>	<u>972,470.74</u>	<u>972,470.74</u>	<u>0.00</u>	<u>1,882.33</u>	<u>0.00</u>	<u>0.00</u>	<u>70,911.98</u>	<u>0.00</u>
145 - ESD 100 Agreement Total					<u>2.2833</u>	<u>972,470.74</u>	<u>972,470.74</u>	<u>0.00</u>	<u>1,882.33</u>	<u>0.00</u>	<u>0.00</u>	<u>70,911.98</u>	<u>0.00</u>
810 - FBC Toll Road Operations													
State Pool													
TT02-TX TERM Toll Rd. Operation	AR-0024	State Pool	11/01/08	Open	<u>0.0000</u>	<u>0.00</u>	<u>0.00</u>	<u>0.00</u>	<u>0.00</u>	<u>0.00</u>	<u>0.00</u>	<u>0.00</u>	<u>0.00</u>
State Pool Total					<u>0.0000</u>	<u>0.00</u>	<u>0.00</u>	<u>0.00</u>	<u>0.00</u>	<u>0.00</u>	<u>0.00</u>	<u>0.00</u>	<u>0.00</u>
810 - FBC Toll Road Operations Total					<u>0.0000</u>	<u>0.00</u>	<u>0.00</u>	<u>0.00</u>	<u>0.00</u>	<u>0.00</u>	<u>0.00</u>	<u>0.00</u>	<u>0.00</u>
815 - Grand Parkway Operations													
State Pool													
MB14-MBIA GR PARKWAY OPERATIONS	AR-0043	State Pool	08/31/16	Open	<u>2.2833</u>	<u>4,765,871.45</u>	<u>4,765,871.45</u>	<u>0.00</u>	<u>9,224.82</u>	<u>0.00</u>	<u>0.00</u>	<u>265,865.97</u>	<u>0.00</u>
State Pool Total					<u>2.2833</u>	<u>4,765,871.45</u>	<u>4,765,871.45</u>	<u>0.00</u>	<u>9,224.82</u>	<u>0.00</u>	<u>0.00</u>	<u>265,865.97</u>	<u>0.00</u>
815 - Grand Parkway Operations Total					<u>2.2833</u>	<u>4,765,871.45</u>	<u>4,765,871.45</u>	<u>0.00</u>	<u>9,224.82</u>	<u>0.00</u>	<u>0.00</u>	<u>265,865.97</u>	<u>0.00</u>
LOG1 - LOGIC GENERAL													
State Pool													
LOG1-Logic- General	AR-0028	State Pool	11/10/08	Open	<u>2.3322</u>	<u>5,593,817.06</u>	<u>5,593,817.06</u>	<u>0.00</u>	<u>11,058.97</u>	<u>0.00</u>	<u>0.00</u>	<u>664,250.04</u>	<u>0.00</u>
State Pool Total					<u>2.3322</u>	<u>5,593,817.06</u>	<u>5,593,817.06</u>	<u>0.00</u>	<u>11,058.97</u>	<u>0.00</u>	<u>0.00</u>	<u>664,250.04</u>	<u>0.00</u>
LOG1 - LOGIC GENERAL Total					<u>2.3322</u>	<u>5,593,817.06</u>	<u>5,593,817.06</u>	<u>0.00</u>	<u>11,058.97</u>	<u>0.00</u>	<u>0.00</u>	<u>664,250.04</u>	<u>0.00</u>
LOG2 - LOGIC TOLL OPERATIONS													
State Pool													
LOG2-Logic-Toll Rd.Operations	AR-0029	State Pool	11/10/08	Open	<u>2.3622</u>	<u>1,073.74</u>	<u>1,073.74</u>	<u>0.00</u>	<u>2.15</u>	<u>0.00</u>	<u>0.00</u>	<u>62,404.82</u>	<u>0.00</u>
State Pool Total					<u>2.3622</u>	<u>1,073.74</u>	<u>1,073.74</u>	<u>0.00</u>	<u>2.15</u>	<u>0.00</u>	<u>0.00</u>	<u>62,404.82</u>	<u>0.00</u>
LOG2 - LOGIC TOLL OPERATIONS Total					<u>2.3622</u>	<u>1,073.74</u>	<u>1,073.74</u>	<u>0.00</u>	<u>2.15</u>	<u>0.00</u>	<u>0.00</u>	<u>62,404.82</u>	<u>0.00</u>
LOG5 - LOGIC DRAINAGE													
State Pool													
LOG5-Logic-Drainage	AR-0032	State Pool	11/10/08	Open	<u>2.3552</u>	<u>1,066.90</u>	<u>1,066.90</u>	<u>0.00</u>	<u>2.13</u>	<u>0.00</u>	<u>0.00</u>	<u>3,310.67</u>	<u>0.00</u>
State Pool Total					<u>2.3552</u>	<u>1,066.90</u>	<u>1,066.90</u>	<u>0.00</u>	<u>2.13</u>	<u>0.00</u>	<u>0.00</u>	<u>3,310.67</u>	<u>0.00</u>
LOG5 - LOGIC DRAINAGE Total					<u>2.3552</u>	<u>1,066.90</u>	<u>1,066.90</u>	<u>0.00</u>	<u>2.13</u>	<u>0.00</u>	<u>0.00</u>	<u>3,310.67</u>	<u>0.00</u>
LOG8 - LOGIC ROAD & BRIDGE													
State Pool													
LOG8-Logic-Road & Bridge	AR-0035	State Pool	11/10/08	Open	<u>2.3542</u>	<u>1,067.35</u>	<u>1,067.35</u>	<u>0.00</u>	<u>2.13</u>	<u>0.00</u>	<u>0.00</u>	<u>6,554.87</u>	<u>0.00</u>
State Pool Total					<u>2.3542</u>	<u>1,067.35</u>	<u>1,067.35</u>	<u>0.00</u>	<u>2.13</u>	<u>0.00</u>	<u>0.00</u>	<u>6,554.87</u>	<u>0.00</u>
LOG8 - LOGIC ROAD & BRIDGE Total					<u>2.3542</u>	<u>1,067.35</u>	<u>1,067.35</u>	<u>0.00</u>	<u>2.13</u>	<u>0.00</u>	<u>0.00</u>	<u>6,554.87</u>	<u>0.00</u>
MB02 - MBIA GENERAL													

Interest Accrual

Ft. Bend County

Effective Interest - Actual Life
Receipts in Period
08/01/19 - 08/31/19

CUSIP	Invest Number	Security Description	Purchase Date	Sale Date	Yield Earned	Ending Par Val/Shares	Ending Amor Val/Cost	Purchased Interest	Int/Div Rec In the Perd	Int/Div Accrued In the Perd	PTD Purch Received	Int/Div Rec Purch/Date	Int/Div Accrued Purch/Date
State Pool													
MB02-MBIA General	AR-0015	State Pool	11/01/08	Open	<u>2.2833</u>	<u>7,850,895.29</u>	<u>7,850,895.29</u>	<u>0.00</u>	<u>15,196.22</u>	<u>0.00</u>	<u>0.00</u>	<u>580,245.66</u>	<u>0.00</u>
State Pool Total					<u>2.2833</u>	<u>7,850,895.29</u>	<u>7,850,895.29</u>	<u>0.00</u>	<u>15,196.22</u>	<u>0.00</u>	<u>0.00</u>	<u>580,245.66</u>	<u>0.00</u>
MB02 - MBIA GENERAL Total					<u>2.2833</u>	<u>7,850,895.29</u>	<u>7,850,895.29</u>	<u>0.00</u>	<u>15,196.22</u>	<u>0.00</u>	<u>0.00</u>	<u>580,245.66</u>	<u>0.00</u>
MB03 - MBIA ROAD & BRIDGE													
State Pool													
MB03-MBIA Road & Bridge	AR-0016	State Pool	11/01/08	Open	<u>2.2837</u>	<u>53,121.85</u>	<u>53,121.85</u>	<u>0.00</u>	<u>102.84</u>	<u>0.00</u>	<u>0.00</u>	<u>93,861.00</u>	<u>0.00</u>
State Pool Total					<u>2.2837</u>	<u>53,121.85</u>	<u>53,121.85</u>	<u>0.00</u>	<u>102.84</u>	<u>0.00</u>	<u>0.00</u>	<u>93,861.00</u>	<u>0.00</u>
MB03 - MBIA ROAD & BRIDGE Total					<u>2.2837</u>	<u>53,121.85</u>	<u>53,121.85</u>	<u>0.00</u>	<u>102.84</u>	<u>0.00</u>	<u>0.00</u>	<u>93,861.00</u>	<u>0.00</u>
MB04 - MBIA DRAINAGE													
State Pool													
MB04-MBIA Drainage	AR-0017	State Pool	11/01/08	Open	<u>2.2833</u>	<u>762,079.74</u>	<u>762,079.74</u>	<u>0.00</u>	<u>1,475.09</u>	<u>0.00</u>	<u>0.00</u>	<u>119,407.65</u>	<u>0.00</u>
State Pool Total					<u>2.2833</u>	<u>762,079.74</u>	<u>762,079.74</u>	<u>0.00</u>	<u>1,475.09</u>	<u>0.00</u>	<u>0.00</u>	<u>119,407.65</u>	<u>0.00</u>
MB04 - MBIA DRAINAGE Total					<u>2.2833</u>	<u>762,079.74</u>	<u>762,079.74</u>	<u>0.00</u>	<u>1,475.09</u>	<u>0.00</u>	<u>0.00</u>	<u>119,407.65</u>	<u>0.00</u>
MB06 - MBIA TOLL RD OPERATIONS													
State Pool													
MB06-MBIA Toll Rd. Operations	AR-0019	State Pool	11/01/08	Open	<u>2.2833</u>	<u>8,735,294.64</u>	<u>8,735,294.64</u>	<u>0.00</u>	<u>16,908.06</u>	<u>0.00</u>	<u>0.00</u>	<u>451,231.44</u>	<u>0.00</u>
State Pool Total					<u>2.2833</u>	<u>8,735,294.64</u>	<u>8,735,294.64</u>	<u>0.00</u>	<u>16,908.06</u>	<u>0.00</u>	<u>0.00</u>	<u>451,231.44</u>	<u>0.00</u>
MB06 - MBIA TOLL RD OPERATIONS Total					<u>2.2833</u>	<u>8,735,294.64</u>	<u>8,735,294.64</u>	<u>0.00</u>	<u>16,908.06</u>	<u>0.00</u>	<u>0.00</u>	<u>451,231.44</u>	<u>0.00</u>
PROS - Prosperity Money Mkt. Accts.													
Money Market													
Prosperity-Money Market Accts.	AR-0009	Money Market	11/30/03	Open	<u>2.2454</u>	<u>298,664,858.56</u>	<u>298,664,858.56</u>	<u>0.00</u>	<u>647,946.23</u>	<u>0.00</u>	<u>0.00</u>	<u>41,601,722.38</u>	<u>0.00</u>
Money Market Total					<u>2.2454</u>	<u>298,664,858.56</u>	<u>298,664,858.56</u>	<u>0.00</u>	<u>647,946.23</u>	<u>0.00</u>	<u>0.00</u>	<u>41,601,722.38</u>	<u>0.00</u>
PROS - Prosperity Money Mkt. Accts. Total					<u>2.2454</u>	<u>298,664,858.56</u>	<u>298,664,858.56</u>	<u>0.00</u>	<u>647,946.23</u>	<u>0.00</u>	<u>0.00</u>	<u>41,601,722.38</u>	<u>0.00</u>
TT00 - TEXAS TERM GENERAL													
State Pool													
TT00-TX TERM General	AR-0022	State Pool	11/01/08	Open	<u>2.2166</u>	<u>1,058.96</u>	<u>1,058.96</u>	<u>0.00</u>	<u>1.99</u>	<u>0.00</u>	<u>0.00</u>	<u>21,443.73</u>	<u>0.00</u>
State Pool Total					<u>2.2166</u>	<u>1,058.96</u>	<u>1,058.96</u>	<u>0.00</u>	<u>1.99</u>	<u>0.00</u>	<u>0.00</u>	<u>21,443.73</u>	<u>0.00</u>
TT00 - TEXAS TERM GENERAL Total					<u>2.2166</u>	<u>1,058.96</u>	<u>1,058.96</u>	<u>0.00</u>	<u>1.99</u>	<u>0.00</u>	<u>0.00</u>	<u>21,443.73</u>	<u>0.00</u>
TT02 - TEXAS TERM TOLL OPERATIONS													
State Pool													
TT02-TX TERM Toll Rd. Operation	AR-0024	State Pool	11/01/08	Open	<u>2.2080</u>	<u>1,057.76</u>	<u>1,057.76</u>	<u>0.00</u>	<u>1.98</u>	<u>0.00</u>	<u>0.00</u>	<u>17,987.66</u>	<u>0.00</u>
State Pool Total					<u>2.2080</u>	<u>1,057.76</u>	<u>1,057.76</u>	<u>0.00</u>	<u>1.98</u>	<u>0.00</u>	<u>0.00</u>	<u>17,987.66</u>	<u>0.00</u>
TT02 - TEXAS TERM TOLL OPERATIONS Total					<u>2.2080</u>	<u>1,057.76</u>	<u>1,057.76</u>	<u>0.00</u>	<u>1.98</u>	<u>0.00</u>	<u>0.00</u>	<u>17,987.66</u>	<u>0.00</u>
TT04 - TEXAS TERM ROAD & BRIDGE													
State Pool													
TT04-TX TERM Road & Bridge	AR-0026	State Pool	11/01/08	Open	<u>2.2121</u>	<u>1,055.82</u>	<u>1,055.82</u>	<u>0.00</u>	<u>1.98</u>	<u>0.00</u>	<u>0.00</u>	<u>8,263.10</u>	<u>0.00</u>
State Pool Total					<u>2.2121</u>	<u>1,055.82</u>	<u>1,055.82</u>	<u>0.00</u>	<u>1.98</u>	<u>0.00</u>	<u>0.00</u>	<u>8,263.10</u>	<u>0.00</u>
TT04 - TEXAS TERM ROAD & BRIDGE Total					<u>2.2121</u>	<u>1,055.82</u>	<u>1,055.82</u>	<u>0.00</u>	<u>1.98</u>	<u>0.00</u>	<u>0.00</u>	<u>8,263.10</u>	<u>0.00</u>
TT05 - TEXAS TERM DRAINAGE													
State Pool													
TT05-TX TERM Drainage	AR-0027	State Pool	11/01/08	Open	<u>2.2226</u>	<u>350.27</u>	<u>350.27</u>	<u>0.00</u>	<u>0.66</u>	<u>0.00</u>	<u>0.00</u>	<u>5,029.54</u>	<u>0.00</u>
State Pool Total					<u>2.2226</u>	<u>350.27</u>	<u>350.27</u>	<u>0.00</u>	<u>0.66</u>	<u>0.00</u>	<u>0.00</u>	<u>5,029.54</u>	<u>0.00</u>
TT05 - TEXAS TERM DRAINAGE Total					<u>2.2226</u>	<u>350.27</u>	<u>350.27</u>	<u>0.00</u>	<u>0.66</u>	<u>0.00</u>	<u>0.00</u>	<u>5,029.54</u>	<u>0.00</u>

Premium/Discount Amortization
Ft. Bend County
Effective Interest - Actual Life
Receipts in Period
08/01/19 - 08/31/19

12

CUSIP	Invest Number	Security Description	Purchase Date	Amortiz Date	Yield Earned	Beginning Par Val/Shares	Beginning Unamor Val/Cost	Premium Discount	Ending Par Val/Shares	Ending Amor Val/Cost	Unamor Prem/Dscnt	Amortization In the Perd	Amortization Purch/Date
Money Market													
Prosperity-Money Market Accts.	AR-0009	Money Market	11/30/03	Open	2.2454	341,157,475.01	341,157,475.01	0.00	298,664,858.56	298,664,858.56	0.00	0.00	0.00
Money Market Total					2.2454	341,157,475.01	341,157,475.01	0.00	298,664,858.56	298,664,858.56	0.00	0.00	0.00
State Pool													
MB02-MBIA General	AR-0015	State Pool	11/01/08	Open	2.2833	7,835,699.07	7,835,699.07	0.00	7,850,895.29	7,850,895.29	0.00	0.00	0.00
MB03-MBIA Road & Bridge	AR-0016	State Pool	11/01/08	Open	2.2837	53,019.01	53,019.01	0.00	53,121.85	53,121.85	0.00	0.00	0.00
MB04-MBIA Drainage	AR-0017	State Pool	11/01/08	Open	2.2833	760,604.65	760,604.65	0.00	762,079.74	762,079.74	0.00	0.00	0.00
MB06-MBIA Toll Rd. Operations	AR-0019	State Pool	11/01/08	Open	2.2833	8,718,386.58	8,718,386.58	0.00	8,735,294.64	8,735,294.64	0.00	0.00	0.00
TT00-TX TERM General	AR-0022	State Pool	11/01/08	Open	2.2166	1,056.97	1,056.97	0.00	1,058.96	1,058.96	0.00	0.00	0.00
TT02-TX TERM Toll Rd. Operation	AR-0024	State Pool	11/01/08	Open	2.2080	1,055.78	1,055.78	0.00	1,057.76	1,057.76	0.00	0.00	0.00
TT04-TX TERM Road & Bridge	AR-0026	State Pool	11/01/08	Open	2.2121	1,053.84	1,053.84	0.00	1,055.82	1,055.82	0.00	0.00	0.00
TT05-TX TERM Drainage	AR-0027	State Pool	11/01/08	Open	2.2226	349.61	349.61	0.00	350.27	350.27	0.00	0.00	0.00
LOG1-Logic- General	AR-0028	State Pool	11/10/08	Open	2.3322	5,582,758.09	5,582,758.09	0.00	5,593,817.06	5,593,817.06	0.00	0.00	0.00
LOG2-Logic-Toll Rd.Operations	AR-0029	State Pool	11/10/08	Open	2.3622	1,071.59	1,071.59	0.00	1,073.74	1,073.74	0.00	0.00	0.00
LOG5-Logic-Drainage	AR-0032	State Pool	11/10/08	Open	2.3552	1,064.77	1,064.77	0.00	1,066.90	1,066.90	0.00	0.00	0.00
LOG8-Logic-Road & Bridge	AR-0035	State Pool	11/10/08	Open	2.3542	1,065.22	1,065.22	0.00	1,067.35	1,067.35	0.00	0.00	0.00
MB12-MBIA ESD 100 AGREEMENT	AR-0041	State Pool	08/31/16	Open	2.2833	970,588.41	970,588.41	0.00	972,470.74	972,470.74	0.00	0.00	0.00
MB13-MBIA ASSISTANCE DIST #1	AR-0042	State Pool	08/31/16	Open	2.2829	89,698.25	89,698.25	0.00	89,872.18	89,872.18	0.00	0.00	0.00
MB14-MBIA GR PARKWAY OPERATIONS	AR-0043	State Pool	08/31/16	Open	2.2833	4,756,646.63	4,756,646.63	0.00	4,765,871.45	4,765,871.45	0.00	0.00	0.00
State Pool Total					2.2928	28,774,118.47	28,774,118.47	0.00	28,830,153.75	28,830,153.75	0.00	0.00	0.00
Investment Total					2.2491	369,931,593.48	369,931,593.48	0.00	327,495,012.31	327,495,012.31	0.00	0.00	0.00

Open Investments

Ft. Bend County

Effective Interest - Actual Life
Receipts in Period
08/31/19


CUSIP	Invest Number	Security Description	Invest Class	Purchase Date	Call Date	Purchase Institut	SafeKeep Institut	Issuing Institut	Yield Matur	Yield Call	Original Unit Cost	Original Par Val/Shares	Original Princ/Cost	Orig Prem Discount	Ending Unit Price	Ending Par Val/Shares	Ending Amor Val/Cost	Ending Prem/Dscnt	Unamor Prem/Dscnt
Money Market																			
Prosperity-Money Market Accts.																			
AR-0009	Money Market			11/30/03	Open	100	None	100	2.3750	2.3750	1.000000	12,505,577.66	12,505,577.66	0.00	1.000000	298,664,858.56	298,664,858.56		0.00
Money Market Total																			
									2.3750	2.3750	1.000000	12,505,577.66	12,505,577.66	0.00	1.000000	298,664,858.56	298,664,858.56		0.00
State Pool																			
MB02-MBIA General	AR-0015	State Pool		11/01/08	Open	2000	None	2000	2.2800	2.2800	1.000000	17,374,917.83	17,374,917.83	0.00	1.000000	7,850,895.29	7,850,895.29		0.00
MB03-MBIA Road & Bridge	AR-0016	State Pool		11/01/08	Open	2000	None	2000	2.2800	2.2800	1.000000	2,856,438.24	2,856,438.24	0.00	1.000000	53,121.85	53,121.85		0.00
MB04-MBIA Drainage	AR-0017	State Pool		11/01/08	Open	2000	None	2000	2.2800	2.2800	1.000000	1,267,218.21	1,267,218.21	0.00	1.000000	762,079.74	762,079.74		0.00
MB06-MBIA Toll Rd. Operations	AR-0019	State Pool		11/01/08	Open	2000	None	2000	2.2800	2.2800	1.000000	3,143,377.27	3,143,377.27	0.00	1.000000	8,735,294.64	8,735,294.64		0.00
TT00-TX TERM General	AR-0022	State Pool		11/01/08	Open	2005	None	2005	2.2100	2.2100	1.000000	10,006,437.87	10,006,437.87	0.00	1.000000	1,058.96	1,058.96		0.00
TT02-TX TERM Toll Rd. Operation	AR-0024	State Pool		11/01/08	Open	2005	None	2005	2.2100	2.2100	0.000000	0.00	0.00	0.00	1.000000	1,057.76	1,057.76		0.00
TT04-TX TERM Road & Bridge	AR-0026	State Pool		11/01/08	Open	2005	None	2005	2.2100	2.2100	1.000000	10,463.28	10,463.28	0.00	1.000000	1,055.82	1,055.82		0.00
TT05-TX TERM Drainage	AR-0027	State Pool		11/01/08	Open	2005	None	2005	2.2100	2.2100	1.000000	109,774.61	109,774.61	0.00	1.000000	350.27	350.27		0.00
LOG1-Logic- General	AR-0028	State Pool		11/10/08	Open	200	None	200	2.3324	2.3324	1.000000	10,000,000.00	10,000,000.00	0.00	1.000000	5,593,817.06	5,593,817.06		0.00
LOG2-Logic-Toll Rd.Operations	AR-0029	State Pool		11/10/08	Open	200	None	200	2.3324	2.3324	1.000000	2,000,000.00	2,000,000.00	0.00	1.000000	1,073.74	1,073.74		0.00
LOG5-Logic-Drainage	AR-0032	State Pool		11/10/08	Open	200	None	200	2.3324	2.3324	1.000000	500,000.00	500,000.00	0.00	1.000000	1,066.90	1,066.90		0.00
LOG8-Logic-Road & Bridge	AR-0035	State Pool		11/10/08	Open	200	None	200	2.3324	2.3324	1.000000	1,000,000.00	1,000,000.00	0.00	1.000000	1,067.35	1,067.35		0.00
MB12-MBIA ESD 100 AGREEMENT	AR-0041	State Pool		08/31/16	Open	2000	None	2000	2.2800	2.2800	1.000000	3,900,000.00	3,900,000.00	0.00	1.000000	972,470.74	972,470.74		0.00
MB13-MBIA ASSISTANCE DIST #1	AR-0042	State Pool		08/31/16	Open	2000	None	2000	2.2800	2.2800	1.000000	10,000,000.00	10,000,000.00	0.00	1.000000	89,872.18	89,872.18		0.00
MB14-MBIA GR PARKWAY OPERATIONS	AR-0043	State Pool		08/31/16	Open	2000	None	2000	2.2800	2.2800	1.000000	8,500,000.00	8,500,000.00	0.00	1.000000	4,765,871.45	4,765,871.45		0.00
State Pool Total																			
									2.2902	2.2902	1.000000	70,668,627.31	70,668,627.31	0.00	1.000000	28,830,153.75	28,830,153.75		0.00
Investment Total																			
									2.3675	2.3675	1.000000	83,174,204.97	83,174,204.97	0.00	1.000000	327,495,012.31	327,495,012.31		0.00

Open Investments

Ft. Bend County

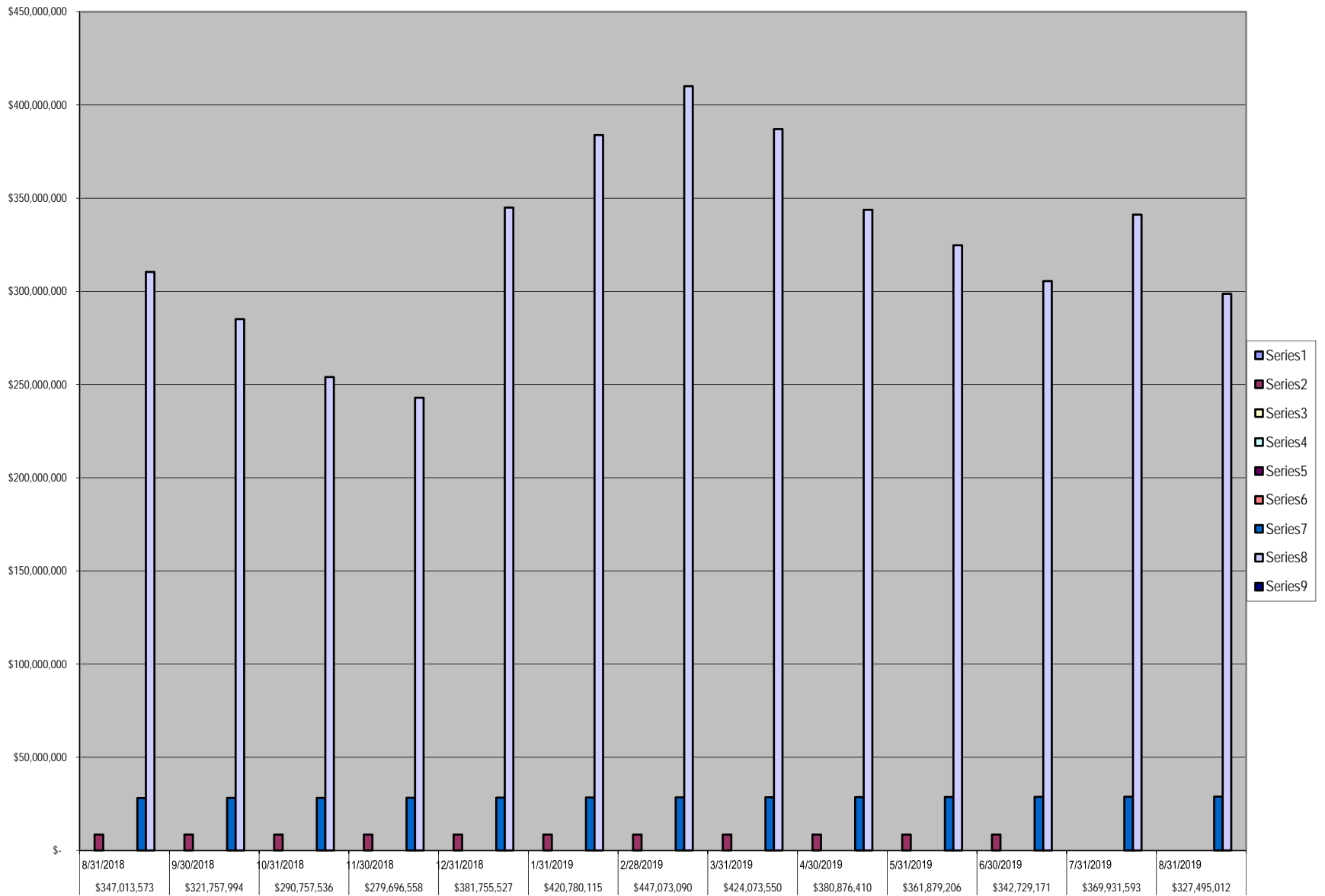
Effective Interest - Actual Life
Receipts in Period
08/31/19

Showing Ending Par Val/Shares: \$327,495,012.31



FBC INVESTMENT TRAILING 12 MONTHS

Open Investments		FARMERS MAC DN	FFCB	FHLB	FHLMC	FNMA	FNMA DISCOUNT NOTE	State Pool	Prosperity Money Market	Prosperity - Invst. Acct.
\$ 347,013,573	8/31/2018	\$ -	\$ 8,500,000	\$ -	\$ -	\$ -	\$ -	\$ 28,125,224	\$ 310,388,349	\$ -
\$ 321,757,994	9/30/2018	\$ -	\$ 8,500,000	\$ -	\$ -	\$ -	\$ -	\$ 28,177,370	\$ 285,080,624	\$ -
\$ 290,757,536	10/31/2018	\$ -	\$ 8,500,000	\$ -	\$ -	\$ -	\$ -	\$ 28,233,417	\$ 254,024,119	\$ -
\$ 279,696,558	11/30/2018	\$ -	\$ 8,500,000	\$ -	\$ -	\$ -	\$ -	\$ 28,289,641	\$ 242,906,917	\$ -
\$ 381,755,527	12/31/2018	\$ -	\$ 8,500,000	\$ -	\$ -	\$ -	\$ -	\$ 28,349,750	\$ 344,905,777	\$ -
\$ 420,780,115	1/31/2019	\$ -	\$ 8,500,000	\$ -	\$ -	\$ -	\$ -	\$ 28,412,845	\$ 383,867,270	\$ -
\$ 447,073,090	2/28/2019	\$ -	\$ 8,500,000	\$ -	\$ -	\$ -	\$ -	\$ 28,470,192	\$ 410,102,898	\$ -
\$ 424,073,550	3/31/2019	\$ -	\$ 8,500,000	\$ -	\$ -	\$ -	\$ -	\$ 28,533,341	\$ 387,040,209	\$ -
\$ 380,876,410	4/30/2019	\$ -	\$ 8,500,000	\$ -	\$ -	\$ -	\$ -	\$ 28,593,971	\$ 343,782,439	\$ -
\$ 361,879,206	5/31/2019	\$ -	\$ 8,500,000	\$ -	\$ -	\$ -	\$ -	\$ 28,656,035	\$ 324,723,171	\$ -
\$ 342,729,171	6/30/2019	\$ -	\$ 8,500,000	\$ -	\$ -	\$ -	\$ -	\$ 28,715,021	\$ 305,514,150	\$ -
\$ 369,931,593	7/31/2019	\$ -	\$ -	\$ -	\$ -	\$ -	\$ -	\$ 28,774,118	\$ 341,157,475	\$ -
\$ 327,495,012	8/31/2019	\$ -	\$ -	\$ -	\$ -	\$ -	\$ -	\$ 28,830,154	\$ 298,664,858	\$ -



Wendt, Sandra

From: Laura Turner (111) <Laura.Turner@prosperitybankusa.com>
Sent: Thursday, August 1, 2019 11:13 AM
To: Surratt, Carrie; Brogdon, Jennifer; Segura, Maria; Elster, Melissa; Wendt, Sandra
Subject: August Interest Rate

CAUTION: This email originated from outside of the organization. Do not click links or open attachments unless you recognize the sender and know the content is safe.

In accordance to the Depository bid, the variable interest rate for the month of August will reflect the change in the 91 day T-bill rate. The 91 day T-bill investment rate is 2.085%. Rate paid will be 2.375% (2.085% + .29%) on the General Fund and all other accounts.

Thank you!

Laura

Laura Turner

Lending Assistant

Assistant Vice President

Prosperity Bank

Sugar Land Banking Center

14060 Southwest Freeway

Sugar Land, TX 77478

Phone: 281-269-7200

Direct: 281-269-7254

Fax: 281-269-7108

Shoretel: 37254

Email: Laura.Turner@ProsperityBankUSA.com

NYSE: PB

***Handy information should the need arise.....***

281-242-4762 Fastline

1.866.985.2273 To Activate & Pin your Debit Card

1.800.684.2132 Report your card Lost/Stolen ATM/Debit Card

1.800.531.1401 Customer Service Center Mon-->Fri. 7am-7pm & Sat. 9am-5pm (can also assist with debit card issues).



Daily Rates

August 2019

TXCLASS

AVERAGE MONTHLY YIELD: 2.28%

Date	Dividend Rate	Daily Yield
01-Aug-19	0.000064334	2.35%
02-Aug-19	0.000064031	2.34%
03-Aug-19	0.000064031	2.34%
04-Aug-19	0.000064031	2.34%
05-Aug-19	0.000063427	2.32%
06-Aug-19	0.000063153	2.31%
07-Aug-19	0.000062879	2.30%
08-Aug-19	0.000062879	2.30%
09-Aug-19	0.000062879	2.30%
10-Aug-19	0.000062879	2.30%
11-Aug-19	0.000062879	2.30%
12-Aug-19	0.000062879	2.30%
13-Aug-19	0.000062879	2.30%
14-Aug-19	0.000062879	2.30%
15-Aug-19	0.000062605	2.29%
16-Aug-19	0.000062332	2.28%
17-Aug-19	0.000062332	2.28%
18-Aug-19	0.000062332	2.28%
19-Aug-19	0.000062058	2.27%
20-Aug-19	0.000062058	2.27%
21-Aug-19	0.000062058	2.27%
22-Aug-19	0.000061784	2.26%
23-Aug-19	0.000061510	2.25%
24-Aug-19	0.000061510	2.25%
25-Aug-19	0.000061510	2.25%
26-Aug-19	0.000061540	2.25%
27-Aug-19	0.000061521	2.25%
28-Aug-19	0.000061548	2.25%
29-Aug-19	0.000061522	2.25%
30-Aug-19	0.000061665	2.25%
31-Aug-19	0.000061665	2.25%

Current Rates:

September 30, 2019

Current Yield¹

2.03%

Historical Rates

Monthly Distribution Yields²

	<u>2010</u>	<u>2011</u>	<u>2012</u>	<u>2013</u>	<u>2014</u>	<u>2015</u>	<u>2016</u>	<u>2017</u>	<u>2018</u>	<u>2019</u>
January	0.17%	0.14%	0.08%	0.12%	0.04%	0.07%	0.35%	0.58%	1.34%	2.40%
February	0.17%	0.17%	0.10%	0.10%	0.04%	0.08%	0.39%	0.59%	1.40%	2.40%
March	0.18%	0.14%	0.10%	0.10%	0.04%	0.09%	0.41%	0.66%	1.50%	2.41%
April	0.19%	0.10%	0.10%	0.08%	0.04%	0.09%	0.42%	0.75%	1.65%	2.42%
May	0.19%	0.09%	0.12%	0.08%	0.04%	0.09%	0.43%	0.76%	1.75%	2.41%
June	0.21%	0.09%	0.13%	0.05%	0.04%	0.09%	0.44%	0.85%	1.85%	2.41%
July	0.23%	0.06%	0.13%	0.05%	0.05%	0.10%	0.45%	0.96%	1.96%	2.38%
August	0.24%	0.08%	0.13%	0.05%	0.06%	0.11%	0.47%	1.00%	1.99%	2.21%
September	0.21%	0.07%	0.13%	0.05%	0.06%	0.13%	0.50%	1.03%	2.03%	2.15%
October	0.19%	0.07%	0.13%	0.04%	0.06%	0.15%	0.47%	1.05%	2.15%	
November	0.17%	0.08%	0.13%	0.04%	0.06%	0.15%	0.45%	1.09%	2.21%	
December	0.15%	0.11%	0.13%	0.04%	0.07%	0.23%	0.50%	1.21%	2.32%	

**Call Toll-Free
1-866-TEX-TERM**

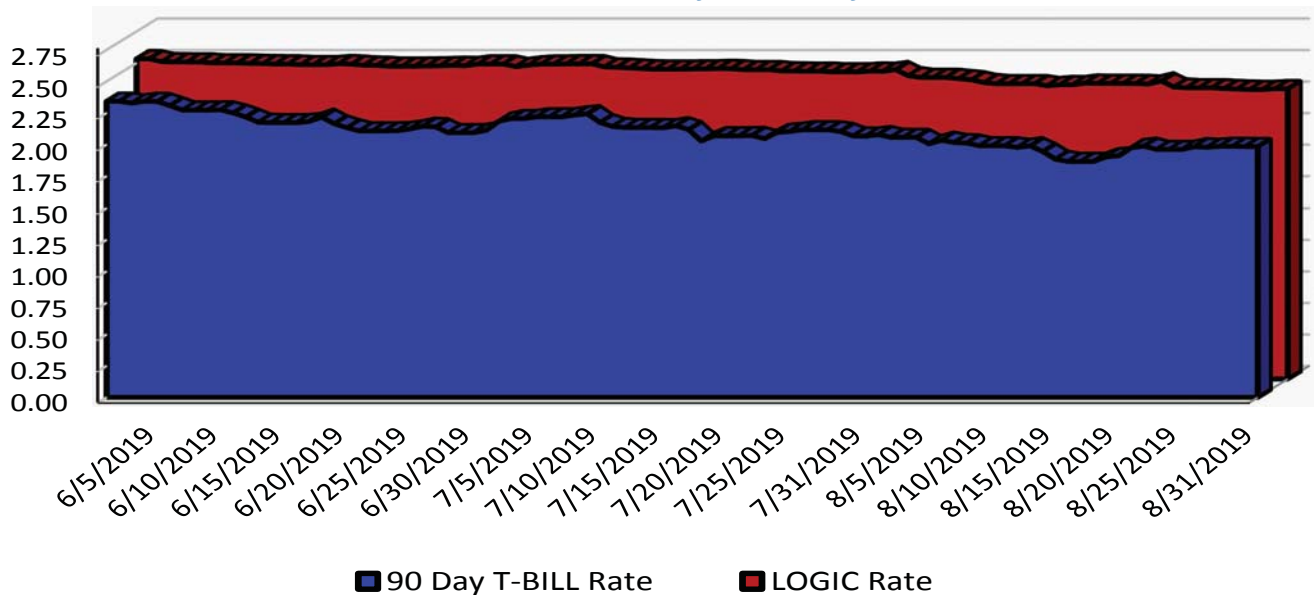
Past performance is not indicative of future results and yields may vary.

(1) The current yield, which is also known as the current annualized yield or current seven-day yield, represents the net change, exclusive of capital changes and income other than investment income, in the value of a hypothetical account with a balance of one share (normally \$1.00 per share) over a seven-day base period expressed as a percentage of the value of one share at the beginning of the seven-day period. This resulting net change in account value is then annualized by multiplying it by 365 and dividing the result by 7. The yields shown may reflect fee waivers by service providers that subsidize and reduce the total operating expenses of the TexasDAILY portfolio. Portfolio yields would be lower if there were no such waivers.

(2) The monthly distribution yield represents the sum of a month's one-day allocation factors divided by the number of days in that month, and multiplied by 365. The yields shown may reflect fee waivers by service providers that subsidize and reduce the total operating expenses of the TexasDAILY portfolio. Portfolio yields would be lower if there were no such waivers.

*This information is for institutional investor use only, not for further distribution to retail investors, and does not represent an offer to sell or a solicitation of an offer to buy or sell any fund or other security. Investors should consider the Pool's investment objectives, risks, charges and expenses before investing. This and other information about the Pool is available in the Pool's Information Statement, which should be read carefully before investing. A copy of the Pool's Information Statement may be obtained by calling 1-866-839-8376 or is available on the Pool's website at www.texasterm.net. While TexasDAILY seeks to maintain a stable net asset value of \$1.00 per share and TexasTERM seeks to achieve a net asset value of \$1.00 per share at its stated maturity, it is possible to lose money investing in the Pool. An investment in the Pool is not insured or guaranteed by the Federal Deposit Insurance Corporation or any other government agency. Shares of the Pool are distributed by **PFM Fund Distributors, Inc.**, member Financial Industry Regulatory Authority (FINRA) (www.finra.org) and Securities Investor Protection Corporation (SIPC) (www.sipc.org). PFM Fund Distributors, Inc. is a wholly owned subsidiary of PFM Asset Management LLC.*

LOGIC versus 90-Day Treasury Bill



This material is for information purposes only. This information does not represent an offer to buy or sell a security. The above rate information is obtained from sources that are believed to be reliable; however, its accuracy or completeness may be subject to change. The LOGIC management fee may be waived in full or in part at the discretion of the LOGIC co-administrators and the LOGIC rate for the period shown reflects waiver of fees. This table represents historical investment performance/return to the customer, net of fees, and is not an indication of future performance. An investment in the security is not insured or guaranteed by the Federal Deposit Insurance Corporation or any other government agency. Although the issuer seeks to preserve the value of an investment at \$1.00 per share, it is possible to lose money by investing in the security. Information about these and other program details are in the fund's Information Statement which should be read carefully before investing. The yield on the 90-Day Treasury Bill ("T-Bill Yield") is shown for comparative purposes only. When comparing the investment returns of the LOGIC pool to the T-Bill Yield, you should know that the LOGIC pool consist of allocations of specific diversified securities as detailed in the respective Information Statements. The T-Bill Yield is taken from Bloomberg Finance L.P. and represents the daily closing yield on the then current 90-day T-Bill. The LOGIC yield is calculated in accordance with regulations governing the registration of open-end management investment companies under the Investment Company Act of 1940 as promulgated from time to time by the federal Securities and Exchange Commission.

Daily Summary for August 2019

Date	Mny Mkt Fund Equiv. [SEC Std.]	Daily Allocation Factor	LOGIC Invested Balance	Market Value Per Share	WAM Days (1)*	WAM Days (2)*
8/1/2019	2.3986%	0.000065716	\$6,480,915,633.54	1.000229	47	82
8/2/2019	2.3847%	0.000065333	\$6,467,779,643.25	1.000134	47	83
8/3/2019	2.3847%	0.000065333	\$6,467,779,643.25	1.000134	47	83
8/4/2019	2.3847%	0.000065333	\$6,467,779,643.25	1.000134	47	83
8/5/2019	2.3752%	0.000065074	\$6,514,616,637.07	1.000213	47	86
8/6/2019	2.3657%	0.000064814	\$6,482,449,864.88	1.000207	47	86
8/7/2019	2.3437%	0.000064212	\$6,447,759,535.51	1.000213	47	85
8/8/2019	2.3349%	0.000063971	\$6,429,274,279.84	1.000213	48	85
8/9/2019	2.3351%	0.000063975	\$6,430,824,634.42	1.000124	46	82
8/10/2019	2.3351%	0.000063975	\$6,430,824,634.42	0.000124	46	82
8/11/2019	2.3351%	0.000063975	\$6,430,824,634.42	0.000124	46	82
8/12/2019	2.3189%	0.000063531	\$6,391,877,352.61	1.000227	46	82
8/13/2019	2.3279%	0.000063779	\$6,326,769,444.46	1.000228	49	82
8/14/2019	2.3269%	0.000063751	\$6,214,074,172.54	1.000252	49	82
8/15/2019	2.3400%	0.000064109	\$6,074,629,983.03	1.000252	49	85
8/16/2019	2.3373%	0.000064035	\$6,026,974,517.44	1.000192	47	83
8/17/2019	2.3373%	0.000064035	\$6,026,974,517.44	1.000192	47	83
8/18/2019	2.3373%	0.000064035	\$6,026,974,517.44	1.000192	47	83
8/19/2019	2.3366%	0.000064016	\$6,025,670,978.92	1.000265	46	83
8/20/2019	2.3326%	0.000063907	\$6,062,972,392.65	1.000262	45	81
8/21/2019	2.3560%	0.000064548	\$6,060,346,002.79	1.000239	44	80
8/22/2019	2.3088%	0.000063255	\$5,984,137,225.32	1.000259	44	80
8/23/2019	2.3027%	0.000063089	\$6,103,841,429.84	1.000170	46	80
8/24/2019	2.3027%	0.000063089	\$6,103,841,429.84	1.000170	46	80
8/25/2019	2.3027%	0.000063089	\$6,103,841,429.84	1.000170	46	80
8/26/2019	2.2968%	0.000062927	\$6,110,631,650.68	1.000218	52	87
8/27/2019	2.2926%	0.000062811	\$6,108,842,678.34	1.000218	51	85
8/28/2019	2.2892%	0.000062717	\$6,095,301,877.99	1.000205	51	85
8/29/2019	2.2891%	0.000062714	\$6,098,940,328.32	1.000194	50	84
8/30/2019	2.2952%	0.000062881	\$6,063,554,824.77	1.000077	48	81
8/31/2019	2.2952%	0.000062881	\$6,063,554,824.77	1.000077	48	81
Average	2.3324%	0.000063900	\$6,229,825,173.00		47	83

Prosperity Bank
Money Market Accounts
August 31, 2019

FUND	DESCRIPTION	BEGINNING BALANCE	DEPOSITS	WITH- DRAWALS	INTEREST	ENDING BALANCE
100	General Operating	114,147,675.48	19,767,869.65	44,793,611.89	204,177.05	89,326,110.29
150	Juvenile Operations	7,197,275.70	55,591.89	1,756,889.80	12,895.02	5,508,872.81
155	Road & Bridge	17,918,738.15	862,135.86	4,098,199.56	32,511.58	14,715,186.03
160	Drainage District	15,595,764.99	78,479.86	1,014,308.47	30,528.31	14,690,464.69
165	Lateral Road	1,104,488.01	-	-	2,227.89	1,106,715.90
170	Statue Restoration	4,540.80	-	-	9.16	4,549.96
175	City Water Assistance	23,763.64	277.34	291.51	48.05	23,797.52
185	Entex Contributions	4.63	-	-	0.01	4.64
190	H L & P Assistance	7,634.08	30,000.00	4,206.76	34.29	33,461.61
195	County Law Library	1,307,786.93	41,812.85	32,334.20	2,654.81	1,319,920.39
200	Law Enforcement Academy	462,298.89	1,473.32	14,888.62	917.21	449,800.80
205	Surface Water Supply Corp.	8,206.68	-	-	16.55	8,223.23
206	Industrial Development Corp	69,766.63	-	2,250.00	138.24	67,654.87
207	FBC Historical Commission	5,783.28	-	-	11.67	5,794.95
215	Library Donations	117,316.34	785.86	4,089.99	231.81	114,244.02
225	FBC Asset Forfeiture-Task-State	1,110,387.48	325.00	2,333.50	2,238.80	1,110,617.78
235	Probate Court Training	125,477.47	-	-	1,219.11	126,696.58
245	Alert Program-Juvenile	54,853.01	-	-	110.65	54,963.66
255	D A Asset Forfeiture-Fed.	54.57	-	-	0.11	54.68
265	Gus George Memorial	4,784.30	-	-	9.65	4,793.95
275	D A Special Fund Run	18,856.44	-	-	38.04	18,894.48
280	Co.Atty.Supplemental Salary	214,130.68	-	5,295.05	426.72	209,262.35
290	VIT Interest (Tax Coll)	29,474.15	11,291.40	-	81.49	40,847.04
300	FBC Elections	807,481.09	18,559.83	16,763.92	1,616.99	810,893.99
305	FBC Asset Forfeiture-Task-Fed.	96,937.04	-	1,752.60	194.04	95,378.48
310	Sheriff Ofc/Forfeiture-Assets-St.	608,575.17	116,385.07	1,859.37	1,452.92	724,553.79
315	Sheriff Ofc/Forfeiture-Assets-Fed.	318,293.10	1,088.49	48,685.36	596.18	271,292.41
320	Constable Pct. 2 F/A	23.67	-	-	0.05	23.72
322	Constable Pct 3 F/A	987.54	-	-	1.99	989.53
324	Constable Pct 1 F/A	85.51	-	-	0.17	85.68
332	Fire Marshal St. Ass't. Forfeiture	692.08	-	-	1.40	693.48
335	DA Asset Forfeiture-State	495,964.77	-	7,675.40	994.06	489,283.43

Prosperity Bank
Money Market Accounts
August 31, 2019

360	Law Enforcement Training	259,138.76	-	2,910.32	522.00	256,750.44
390	Child Protective Service IV-E	32,526.13	3,175.00	25,858.80	63.39	9,905.72
402	Hope 3 Program Sales	5,768.34	-	-	11.64	5,779.98
410	Child Support IVD Reimb.	311,507.81	1,921.39	-	628.60	314,057.80
415	Local Law Enf.Block Grant	37,242.49	-	7,644.34	73.91	29,672.06
440	Supervision	3,633,115.89	254,686.39	835,068.96	6,733.81	3,059,467.13
600/605	Debt Service Account	15,611,332.57	5,450,016.59	10,821,143.14	31,972.08	10,272,178.10
750	Mission Bend/Four Corners	4,303,861.12	-	484,268.29	8,080.54	3,827,673.37
756	2018 Facilities Bond Projects	21,724,373.68	-	902,477.94	43,487.27	20,865,383.01
758	2018 Mobility Projects	9,194,584.46	150,700.00	3,482,778.07	15,150.43	5,877,656.82
802	Sr. Lien Toll Rd Rev Bonds 2016	12,959,119.76	6,983.13	11,025.87	26,131.85	12,981,208.87
805	Grand Pkwy Toll RD Rev Bond	3,613,567.05	-	-	7,289.01	3,620,856.06
810	Toll Road Operations	51,987,972.89	6,797,164.01	879,179.43	111,809.69	58,017,767.16
815	Grand Pkwy Toll Road Ops	17,755,844.56	4,288,779.74	609,288.99	40,256.47	21,475,591.78
TREA	Treasurer's Account	5,078,919.65	8,164,168.68	13,237,955.57	962.04	6,094.80
INVE	FBC Investment Account	1,700.52	-	1,700.52	0.55	0.55
850M	Boon-Chapman Medical	2,680,852.66	2,001,440.48	3,546,459.17	3,450.15	1,139,284.12
850D	Boon-Chapman Dental	1,239,933.84	-	169,682.60	2,323.70	1,072,574.94
882	Boon-Chapman 125	163,891.14	69,788.73	46,595.69	368.38	187,452.56
884	Fee Officer's Account	1,871,570.36	2,353,467.86	2,055,477.51	-	2,169,560.71
912	JP Credit Card Processing	97,419.67	322,559.33	326,923.45	147.31	93,202.86
908	EMS Credit Card Processing	20,042.67	15,341.95	25,868.83	32.62	9,548.41
DACC	D A Credit Card Processing	23,824.17	26,687.33	44,860.28	22.08	5,673.30
PTCC	Public Transportation Credit Cards	17,950.95	23,291.48	30,654.57	24.82	10,612.68
CSCC	CSCD Credit Card	176,452.54	244,217.38	201,911.89	371.66	219,129.69
LBCC	Library Credit Card	3,681.19	11,461.56	12,523.50	5.08	2,624.33
JUCC	Juvenile Credit Card	610.69	6,426.98	5,997.97	5.06	1,044.76
SOCC	Sheriff Credit Card	26,123.97	34,170.00	32,428.00	65.22	27,931.19
130	Assistant Dist Number 1	9,859,667.10	382,774.42	5,571,353.94	18,345.81	4,689,433.39
131	Assistant Dist Number 2	2,125,672.28	151,094.90	10,240.87	4,496.59	2,271,022.90
133	Assistant Dist Number 4	1,369,864.78	31,360.70	1,685.00	2,809.49	1,402,349.97
134	Assistant Dist Number 5	230,735.35	5,121.52	1,685.00	472.45	234,644.32
135	Assistant Dist Number 6	2,698,559.76	159,731.33	15,438.96	5,660.62	2,848,512.75

Prosperity Bank
Money Market Accounts
August 31, 2019

136	Assistant Dist Number 7	381,013.70	53,066.08	60,023.49	783.51	374,839.80
137	Assistant Dist Number 8	24,284.97	1,208.01	2,950.44	49.23	22,591.77
138	Assistant Dist Number 9	1,175,428.60	96,195.82	29,992.80	2,447.51	1,244,079.13
139	Assistant Dist Number 10	237,158.47	36,865.58	7,389.25	522.62	267,157.42
140	Assistant Dist Number 11	150,697.31	50,638.21	1,692.00	379.54	200,023.06
145	Emergency Svc Dist 100	8,009,010.43	-	-	16,155.16	8,025,165.59
CCCS	Non Fee Officer CC Clearing Acct	155,982.80	84,337.69	158,792.42	278.95	81,807.02
GAS	FBC Fuel Account (Susser)	1.55	1,089,014.28	1,000,537.92	107.86	88,585.77
JPMT	Juror Payments	29,136.05	-	25,019.83	26.87	4,143.09
EPEC	Engineering Permitting E-Check	7,694.20	1,860.00	14.20	17.79	9,557.79
JE11	JP 1-1 E-Filing	450.27	3,755.00	3,353.27	1.24	853.24
JE12	JP 1-2 E-Filing	2,825.75	4,978.00	7,595.75	2.07	210.07
JE02	JP 2 E-Filing	3,810.82	19,540.00	20,675.82	6.70	2,681.70
JE03	JP 3 E-Filing	1,634.14	14,262.25	14,089.39	4.56	1,811.56
JE04	JP #4 E-Filing	2,814.85	13,554.25	13,795.10	4.28	2,578.28
	Total	341,157,475.01	53,411,882.47	96,552,445.15	647,946.23	298,664,858.56

Investment Report

Ft. Bend County

09/01/19 - 09/30/19

This report summarizes the investment position of Ft. Bend County for the period 09/01/19 to 09/30/19.

	08/31/19	09/30/19
Book Value	327,495,012.31	307,517,426.10
Market Value	327,495,012.31	307,517,426.10
Par Value	327,495,012.31	307,517,426.10
Change in Market Value		0.00
Weighted Average Maturity (in Days)	0	0
Weighted Average Yield-to-Maturity of Portfolio	2.3675%	2.2751%
Yield-to-Maturity of 90 Day T-Bill	1.9400%	1.7900%
Accrued Interest		0.00

This report is presented in accordance with the Texas Government Code Title 10 Section 2256.023. The below signed hereby certify that, to the best of their knowledge on the date this report was created, Ft. Bend County is in compliance with the provisions of Government Code 2256 and with the stated policies and strategies of Ft. Bend County.


Director of Finance & Investments

11-12-19
Date


County Treasurer

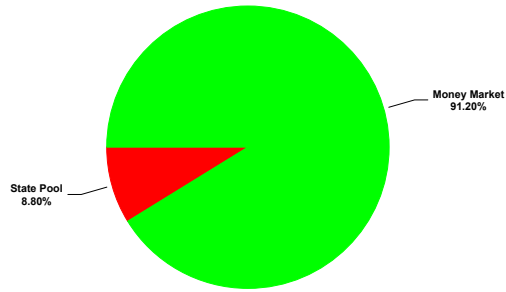
11-13-19
Date

Investment Report

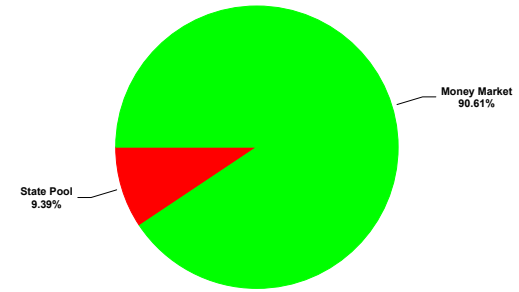
Ft. Bend County

09/01/19 - 09/30/19

Portfolio Composition - 08/31/19



Portfolio Composition - 09/30/19




Maturity Aging - 08/31/19 vs 09/30/19



■ Previous Period ■ Current Period

Portfolio Performance - 09/01/19 to 09/30/19



— Portfolio — 90 Day T-Bill

GASB 31 Compliance Ft. Bend County

Effective Interest - Actual Life
Receipts in Period
09/01/19 - 09/30/19

3

CUSIP	Invest Number	Security Description	Purchase Date	Sale Date	Valuation Method	Yield Earned	Price Source 09/01/19	Beginning Unit Price	Par Value On 09/01/19	Reported Value 09/01/19	Purchase Cost	Sales Proceeds	Ending Unit Price	Par Value On 09/30/19	Price Source 09/30/19	Reported Value 09/30/19	Change in Fair Value	Interest	Net Investment Income
Prosperity-Money Market Accts.	AR-0009	Money Market	11/30/03	Open	Fair Value	2.1958	Manual	1.000000	298,664,858.56	298,664,858.56	0.00	20,030,055.65	1.000000	278,634,802.91	Manual	278,634,802.91	0.00	537,772.85	537,772.85
MB02-MBIA General	AR-0015	State Pool	11/01/08	Open	Fair Value	2.2066	Manual	1.000000	7,850,895.29	7,850,895.29	0.00	-14,239.34	1.000000	7,865,134.63	Manual	7,865,134.63	0.00	14,239.34	14,239.34
MB03-MBIA Road & Bridge	AR-0016	State Pool	11/01/08	Open	Fair Value	2.2064	Manual	1.000000	53,121.85	53,121.85	0.00	-96.34	1.000000	53,218.19	Manual	53,218.19	0.00	96.34	96.34
MB04-MBIA Drainage	AR-0017	State Pool	11/01/08	Open	Fair Value	2.2065	Manual	1.000000	762,079.74	762,079.74	0.00	-1,382.19	1.000000	763,461.93	Manual	763,461.93	0.00	1,382.19	1,382.19
MB06-MBIA Toll Rd. Operations	AR-0019	State Pool	11/01/08	Open	Fair Value	2.2066	Manual	1.000000	8,735,294.64	8,735,294.64	0.00	-15,843.39	1.000000	8,751,138.03	Manual	8,751,138.03	0.00	15,843.39	15,843.39
TT00-TX TERM General	AR-0022	State Pool	11/01/08	Open	Fair Value	2.1484	Manual	1.000000	1,058.96	1,058.96	0.00	-1.87	1.000000	1,060.83	Manual	1,060.83	0.00	1.87	1.87
TT02-TX TERM Toll Rd. Operation	AR-0024	State Pool	11/01/08	Open	Fair Value	2.1508	Manual	1.000000	1,057.76	1,057.76	0.00	-1.87	1.000000	1,059.63	Manual	1,059.63	0.00	1.87	1.87
TT04-TX TERM Road & Bridge	AR-0026	State Pool	11/01/08	Open	Fair Value	2.1548	Manual	1.000000	1,055.82	1,055.82	0.00	-1.87	1.000000	1,057.69	Manual	1,057.69	0.00	1.87	1.87
TT05-TX TERM Drainage	AR-0027	State Pool	11/01/08	Open	Fair Value	2.1534	Manual	1.000000	350.27	350.27	0.00	-0.62	1.000000	350.89	Manual	350.89	0.00	0.62	0.62
LOG1-Logic- General	AR-0028	State Pool	11/10/08	Open	Fair Value	2.2456	Manual	1.000000	5,593,817.06	5,593,817.06	0.00	-10,325.28	1.000000	5,604,142.34	Manual	5,604,142.34	0.00	10,325.28	10,325.28
LOG2-Logic-Toll Rd. Operations	AR-0029	State Pool	11/10/08	Open	Fair Value	2.2434	Manual	1.000000	1,073.74	1,073.74	0.00	-1.98	1.000000	1,075.72	Manual	1,075.72	0.00	1.98	1.98
LOG5-Logic-Drainage	AR-0032	State Pool	11/10/08	Open	Fair Value	2.2578	Manual	1.000000	1,066.90	1,066.90	0.00	-1.98	1.000000	1,068.88	Manual	1,068.88	0.00	1.98	1.98
LOG8-Logic-Road & Bridge	AR-0035	State Pool	11/10/08	Open	Fair Value	2.2569	Manual	1.000000	1,067.35	1,067.35	0.00	-1.98	1.000000	1,069.33	Manual	1,069.33	0.00	1.98	1.98
MB12-MBIA ESD 100 AGREEMENT	AR-0041	State Pool	08/31/16	Open	Fair Value	2.2066	Manual	1.000000	972,470.74	972,470.74	0.00	-1,763.79	1.000000	974,234.53	Manual	974,234.53	0.00	1,763.79	1,763.79
MB13-MBIA ASSISTANCE DIST #1	AR-0042	State Pool	08/31/16	Open	Fair Value	2.2064	Manual	1.000000	89,872.18	89,872.18	0.00	-162.99	1.000000	90,035.17	Manual	90,035.17	0.00	162.99	162.99
MB14-MBIA GR PARKWAY OPERATIONS	AR-0043	State Pool	08/31/16	Open	Fair Value	2.2066	Manual	1.000000	4,765,871.45	4,765,871.45	0.00	-8,643.95	1.000000	4,774,515.40	Manual	4,774,515.40	0.00	8,643.95	8,643.95
Investment Total						<u>2.1974</u>		<u>1.000000</u>	<u>327,495,012.31</u>	<u>327,495,012.31</u>	<u>0.00</u>	<u>19,977,586.21</u>	<u>1.000000</u>	<u>307,517,426.10</u>		<u>307,517,426.10</u>	<u>0.00</u>	<u>590,242.29</u>	<u>590,242.29</u>

Portfolio Position
Ft. Bend County
Effective Interest - Actual Life
Receipts in Period
09/01/19 - 09/30/19

CUSIP	Invest Number	Security Description	Purchase Date	Call Date	Par Value On 09/01/19	Par Value On 09/30/19	Market Val On 09/01/19	Market Val On 09/30/19	Purchase Cost	Sales Proceeds	Original Princ/Cost	Amor Value On 09/01/19	Amor Value On 09/30/19
130 - Assistance Dist #1													
State Pool													
MB13-MBIA ASSISTANCE DIST #1	AR-0042	State Pool	08/31/16	Open	<u>89,872.18</u>	<u>90,035.17</u>	<u>89,872.18</u>	<u>90,035.17</u>	<u>0.00</u>	<u>0.00</u>	<u>10,000,000.00</u>	<u>89,872.18</u>	<u>90,035.17</u>
State Pool Total					<u>89,872.18</u>	<u>90,035.17</u>	<u>89,872.18</u>	<u>90,035.17</u>	<u>0.00</u>	<u>0.00</u>	<u>10,000,000.00</u>	<u>89,872.18</u>	<u>90,035.17</u>
130 - Assistance Dist #1 Total					<u>89,872.18</u>	<u>90,035.17</u>	<u>89,872.18</u>	<u>90,035.17</u>	<u>0.00</u>	<u>0.00</u>	<u>10,000,000.00</u>	<u>89,872.18</u>	<u>90,035.17</u>
145 - ESD 100 Agreement													
State Pool													
MB12-MBIA ESD 100 AGREEMENT	AR-0041	State Pool	08/31/16	Open	<u>972,470.74</u>	<u>974,234.53</u>	<u>972,470.74</u>	<u>974,234.53</u>	<u>0.00</u>	<u>0.00</u>	<u>3,900,000.00</u>	<u>972,470.74</u>	<u>974,234.53</u>
State Pool Total					<u>972,470.74</u>	<u>974,234.53</u>	<u>972,470.74</u>	<u>974,234.53</u>	<u>0.00</u>	<u>0.00</u>	<u>3,900,000.00</u>	<u>972,470.74</u>	<u>974,234.53</u>
145 - ESD 100 Agreement Total					<u>972,470.74</u>	<u>974,234.53</u>	<u>972,470.74</u>	<u>974,234.53</u>	<u>0.00</u>	<u>0.00</u>	<u>3,900,000.00</u>	<u>972,470.74</u>	<u>974,234.53</u>
810 - FBC Toll Road Operations													
State Pool													
TT02-TX TERM Toll Rd. Operation	AR-0024	State Pool	11/01/08	Open	<u>0.00</u>	<u>0.00</u>	<u>0.00</u>	<u>0.00</u>	<u>0.00</u>	<u>0.00</u>	<u>0.00</u>	<u>0.00</u>	<u>0.00</u>
State Pool Total					<u>0.00</u>	<u>0.00</u>	<u>0.00</u>	<u>0.00</u>	<u>0.00</u>	<u>0.00</u>	<u>0.00</u>	<u>0.00</u>	<u>0.00</u>
810 - FBC Toll Road Operations Total					<u>0.00</u>	<u>0.00</u>	<u>0.00</u>	<u>0.00</u>	<u>0.00</u>	<u>0.00</u>	<u>0.00</u>	<u>0.00</u>	<u>0.00</u>
815 - Grand Parkway Operations													
State Pool													
MB14-MBIA GR PARKWAY OPERATIONS	AR-0043	State Pool	08/31/16	Open	<u>4,765,871.45</u>	<u>4,774,515.40</u>	<u>4,765,871.45</u>	<u>4,774,515.40</u>	<u>0.00</u>	<u>0.00</u>	<u>8,500,000.00</u>	<u>4,765,871.45</u>	<u>4,774,515.40</u>
State Pool Total					<u>4,765,871.45</u>	<u>4,774,515.40</u>	<u>4,765,871.45</u>	<u>4,774,515.40</u>	<u>0.00</u>	<u>0.00</u>	<u>8,500,000.00</u>	<u>4,765,871.45</u>	<u>4,774,515.40</u>
815 - Grand Parkway Operations Total					<u>4,765,871.45</u>	<u>4,774,515.40</u>	<u>4,765,871.45</u>	<u>4,774,515.40</u>	<u>0.00</u>	<u>0.00</u>	<u>8,500,000.00</u>	<u>4,765,871.45</u>	<u>4,774,515.40</u>
LOG5 - LOGIC DRAINAGE													
State Pool													
LOG5-Logic-Drainage	AR-0032	State Pool	11/10/08	Open	<u>1,066.90</u>	<u>1,068.88</u>	<u>1,066.90</u>	<u>1,068.88</u>	<u>0.00</u>	<u>0.00</u>	<u>500,000.00</u>	<u>1,066.90</u>	<u>1,068.88</u>
State Pool Total					<u>1,066.90</u>	<u>1,068.88</u>	<u>1,066.90</u>	<u>1,068.88</u>	<u>0.00</u>	<u>0.00</u>	<u>500,000.00</u>	<u>1,066.90</u>	<u>1,068.88</u>
LOG5 - LOGIC DRAINAGE Total					<u>1,066.90</u>	<u>1,068.88</u>	<u>1,066.90</u>	<u>1,068.88</u>	<u>0.00</u>	<u>0.00</u>	<u>500,000.00</u>	<u>1,066.90</u>	<u>1,068.88</u>
LOG1 - LOGIC GENERAL													
State Pool													
LOG1-Logic-General	AR-0028	State Pool	11/10/08	Open	<u>5,593,817.06</u>	<u>5,604,142.34</u>	<u>5,593,817.06</u>	<u>5,604,142.34</u>	<u>0.00</u>	<u>0.00</u>	<u>10,000,000.00</u>	<u>5,593,817.06</u>	<u>5,604,142.34</u>
State Pool Total					<u>5,593,817.06</u>	<u>5,604,142.34</u>	<u>5,593,817.06</u>	<u>5,604,142.34</u>	<u>0.00</u>	<u>0.00</u>	<u>10,000,000.00</u>	<u>5,593,817.06</u>	<u>5,604,142.34</u>
LOG1 - LOGIC GENERAL Total					<u>5,593,817.06</u>	<u>5,604,142.34</u>	<u>5,593,817.06</u>	<u>5,604,142.34</u>	<u>0.00</u>	<u>0.00</u>	<u>10,000,000.00</u>	<u>5,593,817.06</u>	<u>5,604,142.34</u>
LOG8 - LOGIC ROAD & BRIDGE													
State Pool													
LOG8-Logic-Road & Bridge	AR-0035	State Pool	11/10/08	Open	<u>1,067.35</u>	<u>1,069.33</u>	<u>1,067.35</u>	<u>1,069.33</u>	<u>0.00</u>	<u>0.00</u>	<u>1,000,000.00</u>	<u>1,067.35</u>	<u>1,069.33</u>
State Pool Total					<u>1,067.35</u>	<u>1,069.33</u>	<u>1,067.35</u>	<u>1,069.33</u>	<u>0.00</u>	<u>0.00</u>	<u>1,000,000.00</u>	<u>1,067.35</u>	<u>1,069.33</u>
LOG8 - LOGIC ROAD & BRIDGE Total					<u>1,067.35</u>	<u>1,069.33</u>	<u>1,067.35</u>	<u>1,069.33</u>	<u>0.00</u>	<u>0.00</u>	<u>1,000,000.00</u>	<u>1,067.35</u>	<u>1,069.33</u>
LOG2 - LOGIC TOLL OPERATIONS													
State Pool													
LOG2-Logic-Toll Rd.Operations	AR-0029	State Pool	11/10/08	Open	<u>1,073.74</u>	<u>1,075.72</u>	<u>1,073.74</u>	<u>1,075.72</u>	<u>0.00</u>	<u>0.00</u>	<u>2,000,000.00</u>	<u>1,073.74</u>	<u>1,075.72</u>
State Pool Total					<u>1,073.74</u>	<u>1,075.72</u>	<u>1,073.74</u>	<u>1,075.72</u>	<u>0.00</u>	<u>0.00</u>	<u>2,000,000.00</u>	<u>1,073.74</u>	<u>1,075.72</u>
LOG2 - LOGIC TOLL OPERATIONS Total					<u>1,073.74</u>	<u>1,075.72</u>	<u>1,073.74</u>	<u>1,075.72</u>	<u>0.00</u>	<u>0.00</u>	<u>2,000,000.00</u>	<u>1,073.74</u>	<u>1,075.72</u>
MB04 - MBIA DRAINAGE													
State Pool													
MB04-MBIA Drainage	AR-0017	State Pool	11/01/08	Open	<u>762,079.74</u>	<u>763,461.93</u>	<u>762,079.74</u>	<u>763,461.93</u>	<u>0.00</u>	<u>0.00</u>	<u>1,267,218.21</u>	<u>762,079.74</u>	<u>763,461.93</u>
State Pool Total					<u>762,079.74</u>	<u>763,461.93</u>	<u>762,079.74</u>	<u>763,461.93</u>	<u>0.00</u>	<u>0.00</u>	<u>1,267,218.21</u>	<u>762,079.74</u>	<u>763,461.93</u>
MB04 - MBIA DRAINAGE Total					<u>762,079.74</u>	<u>763,461.93</u>	<u>762,079.74</u>	<u>763,461.93</u>	<u>0.00</u>	<u>0.00</u>	<u>1,267,218.21</u>	<u>762,079.74</u>	<u>763,461.93</u>
MB02 - MBIA GENERAL													

Portfolio Position
Ft. Bend County
 Effective Interest - Actual Life
 Receipts in Period
 09/01/19 - 09/30/19

CUSIP	Invest Number	Security Description	Purchase Date	Call Date	Par Value On 09/01/19	Par Value On 09/30/19	Market Val On 09/01/19	Market Val On 09/30/19	Purchase Cost	Sales Proceeds	Original Princ/Cost	Amor Value On 09/01/19	Amor Value On 09/30/19
State Pool													
MB02-MBIA General	AR-0015	State Pool	11/01/08	Open	<u>7,850,895.29</u>	<u>7,865,134.63</u>	<u>7,850,895.29</u>	<u>7,865,134.63</u>	<u>0.00</u>	<u>0.00</u>	<u>17,374,917.83</u>	<u>7,850,895.29</u>	<u>7,865,134.63</u>
State Pool Total					<u>7,850,895.29</u>	<u>7,865,134.63</u>	<u>7,850,895.29</u>	<u>7,865,134.63</u>	<u>0.00</u>	<u>0.00</u>	<u>17,374,917.83</u>	<u>7,850,895.29</u>	<u>7,865,134.63</u>
MB02 - MBIA GENERAL Total					<u>7,850,895.29</u>	<u>7,865,134.63</u>	<u>7,850,895.29</u>	<u>7,865,134.63</u>	<u>0.00</u>	<u>0.00</u>	<u>17,374,917.83</u>	<u>7,850,895.29</u>	<u>7,865,134.63</u>
MB03 - MBIA ROAD & BRIDGE													
State Pool													
MB03-MBIA Road & Bridge	AR-0016	State Pool	11/01/08	Open	<u>53,121.85</u>	<u>53,218.19</u>	<u>53,121.85</u>	<u>53,218.19</u>	<u>0.00</u>	<u>0.00</u>	<u>2,856,438.24</u>	<u>53,121.85</u>	<u>53,218.19</u>
State Pool Total					<u>53,121.85</u>	<u>53,218.19</u>	<u>53,121.85</u>	<u>53,218.19</u>	<u>0.00</u>	<u>0.00</u>	<u>2,856,438.24</u>	<u>53,121.85</u>	<u>53,218.19</u>
MB03 - MBIA ROAD & BRIDGE Total					<u>53,121.85</u>	<u>53,218.19</u>	<u>53,121.85</u>	<u>53,218.19</u>	<u>0.00</u>	<u>0.00</u>	<u>2,856,438.24</u>	<u>53,121.85</u>	<u>53,218.19</u>
MB06 - MBIA TOLL RD OPERATIONS													
State Pool													
MB06-MBIA Toll Rd. Operations	AR-0019	State Pool	11/01/08	Open	<u>8,735,294.64</u>	<u>8,751,138.03</u>	<u>8,735,294.64</u>	<u>8,751,138.03</u>	<u>0.00</u>	<u>0.00</u>	<u>3,143,377.27</u>	<u>8,735,294.64</u>	<u>8,751,138.03</u>
State Pool Total					<u>8,735,294.64</u>	<u>8,751,138.03</u>	<u>8,735,294.64</u>	<u>8,751,138.03</u>	<u>0.00</u>	<u>0.00</u>	<u>3,143,377.27</u>	<u>8,735,294.64</u>	<u>8,751,138.03</u>
MB06 - MBIA TOLL RD OPERATIONS Total					<u>8,735,294.64</u>	<u>8,751,138.03</u>	<u>8,735,294.64</u>	<u>8,751,138.03</u>	<u>0.00</u>	<u>0.00</u>	<u>3,143,377.27</u>	<u>8,735,294.64</u>	<u>8,751,138.03</u>
PROS - Prosperity Money Mkt. Accts.													
Money Market													
Prosperity-Money Market Accts.	AR-0009	Money Market	11/30/03	Open	<u>298,664,858.56</u>	<u>278,634,802.91</u>	<u>298,664,858.56</u>	<u>278,634,802.91</u>	<u>0.00</u>	<u>0.00</u>	<u>12,505,577.66</u>	<u>298,664,858.56</u>	<u>278,634,802.91</u>
Money Market Total					<u>298,664,858.56</u>	<u>278,634,802.91</u>	<u>298,664,858.56</u>	<u>278,634,802.91</u>	<u>0.00</u>	<u>0.00</u>	<u>12,505,577.66</u>	<u>298,664,858.56</u>	<u>278,634,802.91</u>
PROS - Prosperity Money Mkt. Accts. Total					<u>298,664,858.56</u>	<u>278,634,802.91</u>	<u>298,664,858.56</u>	<u>278,634,802.91</u>	<u>0.00</u>	<u>0.00</u>	<u>12,505,577.66</u>	<u>298,664,858.56</u>	<u>278,634,802.91</u>
TT05 - TEXAS TERM DRAINAGE													
State Pool													
TT05-TX TERM Drainage	AR-0027	State Pool	11/01/08	Open	<u>350.27</u>	<u>350.89</u>	<u>350.27</u>	<u>350.89</u>	<u>0.00</u>	<u>0.00</u>	<u>109,774.61</u>	<u>350.27</u>	<u>350.89</u>
State Pool Total					<u>350.27</u>	<u>350.89</u>	<u>350.27</u>	<u>350.89</u>	<u>0.00</u>	<u>0.00</u>	<u>109,774.61</u>	<u>350.27</u>	<u>350.89</u>
TT05 - TEXAS TERM DRAINAGE Total					<u>350.27</u>	<u>350.89</u>	<u>350.27</u>	<u>350.89</u>	<u>0.00</u>	<u>0.00</u>	<u>109,774.61</u>	<u>350.27</u>	<u>350.89</u>
TT00 - TEXAS TERM GENERAL													
State Pool													
TT00-TX TERM General	AR-0022	State Pool	11/01/08	Open	<u>1,058.96</u>	<u>1,060.83</u>	<u>1,058.96</u>	<u>1,060.83</u>	<u>0.00</u>	<u>0.00</u>	<u>10,006,437.87</u>	<u>1,058.96</u>	<u>1,060.83</u>
State Pool Total					<u>1,058.96</u>	<u>1,060.83</u>	<u>1,058.96</u>	<u>1,060.83</u>	<u>0.00</u>	<u>0.00</u>	<u>10,006,437.87</u>	<u>1,058.96</u>	<u>1,060.83</u>
TT00 - TEXAS TERM GENERAL Total					<u>1,058.96</u>	<u>1,060.83</u>	<u>1,058.96</u>	<u>1,060.83</u>	<u>0.00</u>	<u>0.00</u>	<u>10,006,437.87</u>	<u>1,058.96</u>	<u>1,060.83</u>
TT04 - TEXAS TERM ROAD & BRIDGE													
State Pool													
TT04-TX TERM Road & Bridge	AR-0026	State Pool	11/01/08	Open	<u>1,055.82</u>	<u>1,057.69</u>	<u>1,055.82</u>	<u>1,057.69</u>	<u>0.00</u>	<u>0.00</u>	<u>10,463.28</u>	<u>1,055.82</u>	<u>1,057.69</u>
State Pool Total					<u>1,055.82</u>	<u>1,057.69</u>	<u>1,055.82</u>	<u>1,057.69</u>	<u>0.00</u>	<u>0.00</u>	<u>10,463.28</u>	<u>1,055.82</u>	<u>1,057.69</u>
TT04 - TEXAS TERM ROAD & BRIDGE Total					<u>1,055.82</u>	<u>1,057.69</u>	<u>1,055.82</u>	<u>1,057.69</u>	<u>0.00</u>	<u>0.00</u>	<u>10,463.28</u>	<u>1,055.82</u>	<u>1,057.69</u>
TT02 - TEXAS TERM TOLL OPERATIONS													
State Pool													
TT02-TX TERM Toll Rd. Operation	AR-0024	State Pool	11/01/08	Open	<u>1,057.76</u>	<u>1,059.63</u>	<u>1,057.76</u>	<u>1,059.63</u>	<u>0.00</u>	<u>0.00</u>	<u>0.00</u>	<u>1,057.76</u>	<u>1,059.63</u>
State Pool Total					<u>1,057.76</u>	<u>1,059.63</u>	<u>1,057.76</u>	<u>1,059.63</u>	<u>0.00</u>	<u>0.00</u>	<u>0.00</u>	<u>1,057.76</u>	<u>1,059.63</u>
TT02 - TEXAS TERM TOLL OPERATIONS Total					<u>1,057.76</u>	<u>1,059.63</u>	<u>1,057.76</u>	<u>1,059.63</u>	<u>0.00</u>	<u>0.00</u>	<u>0.00</u>	<u>1,057.76</u>	<u>1,059.63</u>
09 - Temporary Holding													
Money Market													
Prosperity-Money Market Accts.	AR-0009	Money Market	11/30/03	Open	<u>0.00</u>	<u>0.00</u>	<u>0.00</u>	<u>0.00</u>	<u>0.00</u>	<u>0.00</u>	<u>0.00</u>	<u>0.00</u>	<u>0.00</u>
Money Market Total					<u>0.00</u>	<u>0.00</u>	<u>0.00</u>	<u>0.00</u>	<u>0.00</u>	<u>0.00</u>	<u>0.00</u>	<u>0.00</u>	<u>0.00</u>
09 - Temporary Holding Total					<u>0.00</u>	<u>0.00</u>	<u>0.00</u>	<u>0.00</u>	<u>0.00</u>	<u>0.00</u>	<u>0.00</u>	<u>0.00</u>	<u>0.00</u>
Combined Port													
Money Market													

Portfolio Position

Ft. Bend County

Effective Interest - Actual Life

Receipts in Period

09/01/19 - 09/30/19

Run Date: 11/06/19
Run Time: 09:39:12
Page 3 of 3

CUSIP	Invest Number	Security Description	Purchase Date	Call Date	Par Value On 09/01/19	Par Value On 09/30/19	Market Val On 09/01/19	Market Val On 09/30/19	Purchase Cost	Sales Proceeds	Original Princ/Cost	Amor Value On 09/01/19	Amor Value On 09/30/19
Prosperity-Money Market Accts.													
	AR-0009	Money Market	11/30/03	Open	298,664,858.56	278,634,802.91	298,664,858.56	278,634,802.91	0.00	0.00	12,505,577.66	298,664,858.56	278,634,802.91
Money Market Total					298,664,858.56	278,634,802.91	298,664,858.56	278,634,802.91	0.00	0.00	12,505,577.66	298,664,858.56	278,634,802.91
State Pool													
LOG1-Logic- General	AR-0028	State Pool	11/10/08	Open	5,593,817.06	5,604,142.34	5,593,817.06	5,604,142.34	0.00	0.00	10,000,000.00	5,593,817.06	5,604,142.34
LOG2-Logic-Toll Rd Operations	AR-0029	State Pool	11/10/08	Open	1,073.74	1,075.72	1,073.74	1,075.72	0.00	0.00	2,000,000.00	1,073.74	1,075.72
LOG5-Logic-Drainage	AR-0032	State Pool	11/10/08	Open	1,066.90	1,068.88	1,066.90	1,068.88	0.00	0.00	500,000.00	1,066.90	1,068.88
LOG8-Logic-Road & Bridge	AR-0035	State Pool	11/10/08	Open	1,067.35	1,069.33	1,067.35	1,069.33	0.00	0.00	1,000,000.00	1,067.35	1,069.33
MB02-MBIA General	AR-0015	State Pool	11/01/08	Open	7,850,895.29	7,865,134.63	7,850,895.29	7,865,134.63	0.00	0.00	17,374,917.83	7,850,895.29	7,865,134.63
MB03-MBIA Road & Bridge	AR-0016	State Pool	11/01/08	Open	53,121.85	53,218.19	53,121.85	53,218.19	0.00	0.00	2,856,438.24	53,121.85	53,218.19
MB04-MBIA Drainage	AR-0017	State Pool	11/01/08	Open	762,079.74	763,461.93	762,079.74	763,461.93	0.00	0.00	1,267,218.21	762,079.74	763,461.93
MB06-MBIA Toll Rd. Operations	AR-0019	State Pool	11/01/08	Open	8,735,294.64	8,751,138.03	8,735,294.64	8,751,138.03	0.00	0.00	3,143,377.27	8,735,294.64	8,751,138.03
MB12-MBIA ESD 100 AGREEMENT	AR-0041	State Pool	08/31/16	Open	972,470.74	974,234.53	972,470.74	974,234.53	0.00	0.00	3,900,000.00	972,470.74	974,234.53
MB13-MBIA ASSISTANCE DIST #1	AR-0042	State Pool	08/31/16	Open	89,872.18	90,035.17	89,872.18	90,035.17	0.00	0.00	10,000,000.00	89,872.18	90,035.17
MB14-MBIA GR PARKWAY OPERATIONS	AR-0043	State Pool	08/31/16	Open	4,765,871.45	4,774,515.40	4,765,871.45	4,774,515.40	0.00	0.00	8,500,000.00	4,765,871.45	4,774,515.40
TT00-TX TERM General	AR-0022	State Pool	11/01/08	Open	1,058.96	1,060.83	1,058.96	1,060.83	0.00	0.00	10,006,437.87	1,058.96	1,060.83
TT02-TX TERM Toll Rd. Operation	AR-0024	State Pool	11/01/08	Open	1,057.76	1,059.63	1,057.76	1,059.63	0.00	0.00	0.00	1,057.76	1,059.63
TT04-TX TERM Road & Bridge	AR-0026	State Pool	11/01/08	Open	1,055.82	1,057.69	1,055.82	1,057.69	0.00	0.00	10,463,28	1,055.82	1,057.69
TT05-TX TERM Drainage	AR-0027	State Pool	11/01/08	Open	350.27	350.89	350.27	350.89	0.00	0.00	109,774.61	350.27	350.89
State Pool Total					28,830,153.75	28,882,623.19	28,830,153.75	28,882,623.19	0.00	0.00	70,668,627.31	28,830,153.75	28,882,623.19
Combined Port Total					327,495,012.31	307,517,426.10	327,495,012.31	307,517,426.10	0.00	0.00	83,174,204.97	327,495,012.31	307,517,426.10

Earnings and Yields Summary

Run Date: 11/06/19
Run Time: 09:39:51
Page 1 of 1

7

Ft. Bend County Effective Interest - Actual Life Receipts in Period 09/01/19 - 09/30/19

Security Description	09/01/19 09/07/19	09/08/19 09/14/19	09/15/19 09/21/19	09/22/19 09/28/19	09/29/19 09/30/19	09/01/19 09/30/19
Combined Port						
Money Market	125,922.44	125,922.43	125,922.43	125,922.43	34,083.12	537,772.85
State Pool	<u>12,256.64</u>	<u>12,256.64</u>	<u>12,256.64</u>	<u>12,256.64</u>	<u>3,442.88</u>	<u>52,469.44</u>
Port Total	<u>138,179.08</u>	<u>138,179.07</u>	<u>138,179.07</u>	<u>138,179.07</u>	<u>37,526.00</u>	<u>590,242.29</u>
Combined Port						
Money Market	2.1984	2.1984	2.1984	2.1984	2.1569	2.1958
State Pool	<u>2.2168</u>	<u>2.2168</u>	<u>2.2168</u>	<u>2.2168</u>	<u>2.1774</u>	<u>2.2141</u>
Port Total	<u>2.2000</u>	<u>2.2000</u>	<u>2.2000</u>	<u>2.2000</u>	<u>2.1588</u>	<u>2.1974</u>

Maturity Aging
Ft. Bend County
 Effective Interest - Actual Life
 Receipts in Period
 09/30/19

CUSIP	Invest Number	Security Description	Purchase Date	Days to Maturity	Yield Matur
Cash / Money Market					
LOG1-Logic- General	AR-0028	State Pool	11/10/08	0	2.2461
LOG2-Logic-Toll Rd.Operations	AR-0029	State Pool	11/10/08	0	2.2461
LOG5-Logic-Drainage	AR-0032	State Pool	11/10/08	0	2.2461
LOG8-Logic-Road & Bridge	AR-0035	State Pool	11/10/08	0	2.2461
MB02-MBIA General	AR-0015	State Pool	11/01/08	0	2.2000
MB03-MBIA Road & Bridge	AR-0016	State Pool	11/01/08	0	2.2000
MB04-MBIA Drainage	AR-0017	State Pool	11/01/08	0	2.2000
MB06-MBIA Toll Rd. Operations	AR-0019	State Pool	11/01/08	0	2.2000
MB12-MBIA ESD 100 AGREEMENT	AR-0041	State Pool	08/31/16	0	2.2000
MB13-MBIA ASSISTANCE DIST #1	AR-0042	State Pool	08/31/16	0	2.2000
MB14-MBIA GR PARKWAY OPERATIONS	AR-0043	State Pool	08/31/16	0	2.2000
Prosperity-Money Market Accts.	AR-0009	Money Market	11/30/03	0	2.2820
TT00-TX TERM General	AR-0022	State Pool	11/01/08	0	2.1500
TT02-TX TERM Toll Rd. Operation	AR-0024	State Pool	11/01/08	0	2.1500
TT04-TX TERM Road & Bridge	AR-0026	State Pool	11/01/08	0	2.1500
TT05-TX TERM Drainage	AR-0027	State Pool	11/01/08	0	2.1500
Cash / Money Market Total				0	<u>2.2751</u>
Investment Total				0	<u>2.2751</u>

Activity Statement

Ft. Bend County

Effective Interest - Actual Life
Receipts in Period
09/01/19 - 09/30/19

Purchase Date	Sale Date	CUSIP	Invest Number	Security Description	Amor Value On 09/01/19	Changes In Principal	Purchase Cost	Sales Proceeds	Purchased Interest	Int/Div Rec In the Perd	Amor Value On 09/30/19	
Money Market												
11/30/03	Open	Prosperity-Money Market Accts.		AR-0009	Money Market	<u>298,664,858.56</u>	<u>-20,030,055.65</u>	<u>0.00</u>	<u>0.00</u>	<u>0.00</u>	<u>537,772.85</u>	<u>278,634,802.91</u>
Money Market Total						<u>298,664,858.56</u>	<u>-20,030,055.65</u>	<u>0.00</u>	<u>0.00</u>	<u>0.00</u>	<u>537,772.85</u>	<u>278,634,802.91</u>
State Pool												
11/01/08	Open	MB02-MBIA General		AR-0015	State Pool	7,850,895.29	14,239.34	0.00	0.00	0.00	14,239.34	7,865,134.63
11/01/08	Open	MB03-MBIA Road & Bridge		AR-0016	State Pool	53,121.85	96.34	0.00	0.00	0.00	96.34	53,218.19
11/01/08	Open	MB04-MBIA Drainage		AR-0017	State Pool	762,079.74	1,382.19	0.00	0.00	0.00	1,382.19	763,461.93
11/01/08	Open	MB06-MBIA Toll Rd. Operations		AR-0019	State Pool	8,735,294.64	15,843.39	0.00	0.00	0.00	15,843.39	8,751,138.03
11/01/08	Open	TT00-TX TERM General		AR-0022	State Pool	1,058.96	1.87	0.00	0.00	0.00	1.87	1,060.83
11/01/08	Open	TT02-TX TERM Toll Rd. Operation		AR-0024	State Pool	1,057.76	1.87	0.00	0.00	0.00	1.87	1,059.63
11/01/08	Open	TT04-TX TERM Road & Bridge		AR-0026	State Pool	1,055.82	1.87	0.00	0.00	0.00	1.87	1,057.69
11/01/08	Open	TT05-TX TERM Drainage		AR-0027	State Pool	350.27	0.62	0.00	0.00	0.00	0.62	350.89
11/10/08	Open	LOG1-Logic- General		AR-0028	State Pool	5,593,817.06	10,325.28	0.00	0.00	0.00	10,325.28	5,604,142.34
11/10/08	Open	LOG2-Logic-Toll Rd.Operations		AR-0029	State Pool	1,073.74	1.98	0.00	0.00	0.00	1.98	1,075.72
11/10/08	Open	LOG5-Logic-Drainage		AR-0032	State Pool	1,066.90	1.98	0.00	0.00	0.00	1.98	1,068.88
11/10/08	Open	LOG8-Logic-Road & Bridge		AR-0035	State Pool	1,067.35	1.98	0.00	0.00	0.00	1.98	1,069.33
08/31/16	Open	MB12-MBIA ESD 100 AGREEMENT		AR-0041	State Pool	972,470.74	1,763.79	0.00	0.00	0.00	1,763.79	974,234.53
08/31/16	Open	MB13-MBIA ASSISTANCE DIST #1		AR-0042	State Pool	89,872.18	162.99	0.00	0.00	0.00	162.99	90,035.17
08/31/16	Open	MB14-MBIA GR PARKWAY OPERATIONS		AR-0043	State Pool	<u>4,765,871.45</u>	<u>8,643.95</u>	<u>0.00</u>	<u>0.00</u>	<u>0.00</u>	<u>8,643.95</u>	<u>4,774,515.40</u>
State Pool Total						<u>28,830,153.75</u>	<u>52,469.44</u>	<u>0.00</u>	<u>0.00</u>	<u>0.00</u>	<u>52,469.44</u>	<u>28,882,623.19</u>
Investment Total						<u>327,495,012.31</u>	<u>-19,977,586.21</u>	<u>0.00</u>	<u>0.00</u>	<u>0.00</u>	<u>590,242.29</u>	<u>307,517,426.10</u>

Interest Accrual
Ft. Bend County
Effective Interest - Actual Life
Receipts in Period
09/01/19 - 09/30/19

10

CUSIP	Invest Number	Security Description	Purchase Date	Sale Date	Yield Earned	Ending Par Val/Shares	Ending Amor Val/Cost	Purchased Interest	Int/Div Rec In the Perd	Int/Div Accrued In the Perd	PTD Purch Received	Int/Div Rec Purch/Date	Int/Div Accrued Purch/Date
09 - Temporary Holding													
Money Market													
Prosperity-Money Market Accts.	AR-0009	Money Market	11/30/03	Open	<u>0.0000</u>	<u>0.00</u>	<u>0.00</u>	<u>0.00</u>	<u>0.00</u>	<u>0.00</u>	<u>0.00</u>	<u>0.00</u>	<u>0.00</u>
Money Market Total					<u>0.0000</u>	<u>0.00</u>	<u>0.00</u>	<u>0.00</u>	<u>0.00</u>	<u>0.00</u>	<u>0.00</u>	<u>0.00</u>	<u>0.00</u>
09 - Temporary Holding Total					<u>0.0000</u>	<u>0.00</u>	<u>0.00</u>	<u>0.00</u>	<u>0.00</u>	<u>0.00</u>	<u>0.00</u>	<u>0.00</u>	<u>0.00</u>
130 - Assistance Dist #1													
State Pool													
MB13-MBIA ASSISTANCE DIST #1	AR-0042	State Pool	08/31/16	Open	<u>2.2064</u>	<u>90,035.17</u>	<u>90,035.17</u>	<u>0.00</u>	<u>162.99</u>	<u>0.00</u>	<u>0.00</u>	<u>90,035.17</u>	<u>0.00</u>
State Pool Total					<u>2.2064</u>	<u>90,035.17</u>	<u>90,035.17</u>	<u>0.00</u>	<u>162.99</u>	<u>0.00</u>	<u>0.00</u>	<u>90,035.17</u>	<u>0.00</u>
130 - Assistance Dist #1 Total					<u>2.2064</u>	<u>90,035.17</u>	<u>90,035.17</u>	<u>0.00</u>	<u>162.99</u>	<u>0.00</u>	<u>0.00</u>	<u>90,035.17</u>	<u>0.00</u>
145 - ESD 100 Agreement													
State Pool													
MB12-MBIA ESD 100 AGREEMENT	AR-0041	State Pool	08/31/16	Open	<u>2.2066</u>	<u>974,234.53</u>	<u>974,234.53</u>	<u>0.00</u>	<u>1,763.79</u>	<u>0.00</u>	<u>0.00</u>	<u>72,675.77</u>	<u>0.00</u>
State Pool Total					<u>2.2066</u>	<u>974,234.53</u>	<u>974,234.53</u>	<u>0.00</u>	<u>1,763.79</u>	<u>0.00</u>	<u>0.00</u>	<u>72,675.77</u>	<u>0.00</u>
145 - ESD 100 Agreement Total					<u>2.2066</u>	<u>974,234.53</u>	<u>974,234.53</u>	<u>0.00</u>	<u>1,763.79</u>	<u>0.00</u>	<u>0.00</u>	<u>72,675.77</u>	<u>0.00</u>
810 - FBC Toll Road Operations													
State Pool													
TT02-TX TERM Toll Rd. Operation	AR-0024	State Pool	11/01/08	Open	<u>0.0000</u>	<u>0.00</u>	<u>0.00</u>	<u>0.00</u>	<u>0.00</u>	<u>0.00</u>	<u>0.00</u>	<u>0.00</u>	<u>0.00</u>
State Pool Total					<u>0.0000</u>	<u>0.00</u>	<u>0.00</u>	<u>0.00</u>	<u>0.00</u>	<u>0.00</u>	<u>0.00</u>	<u>0.00</u>	<u>0.00</u>
810 - FBC Toll Road Operations Total					<u>0.0000</u>	<u>0.00</u>	<u>0.00</u>	<u>0.00</u>	<u>0.00</u>	<u>0.00</u>	<u>0.00</u>	<u>0.00</u>	<u>0.00</u>
815 - Grand Parkway Operations													
State Pool													
MB14-MBIA GR PARKWAY OPERATIONS	AR-0043	State Pool	08/31/16	Open	<u>2.2066</u>	<u>4,774,515.40</u>	<u>4,774,515.40</u>	<u>0.00</u>	<u>8,643.95</u>	<u>0.00</u>	<u>0.00</u>	<u>274,509.92</u>	<u>0.00</u>
State Pool Total					<u>2.2066</u>	<u>4,774,515.40</u>	<u>4,774,515.40</u>	<u>0.00</u>	<u>8,643.95</u>	<u>0.00</u>	<u>0.00</u>	<u>274,509.92</u>	<u>0.00</u>
815 - Grand Parkway Operations Total					<u>2.2066</u>	<u>4,774,515.40</u>	<u>4,774,515.40</u>	<u>0.00</u>	<u>8,643.95</u>	<u>0.00</u>	<u>0.00</u>	<u>274,509.92</u>	<u>0.00</u>
LOG1 - LOGIC GENERAL													
State Pool													
LOG1-Logic-General	AR-0028	State Pool	11/10/08	Open	<u>2.2456</u>	<u>5,604,142.34</u>	<u>5,604,142.34</u>	<u>0.00</u>	<u>10,325.28</u>	<u>0.00</u>	<u>0.00</u>	<u>674,575.32</u>	<u>0.00</u>
State Pool Total					<u>2.2456</u>	<u>5,604,142.34</u>	<u>5,604,142.34</u>	<u>0.00</u>	<u>10,325.28</u>	<u>0.00</u>	<u>0.00</u>	<u>674,575.32</u>	<u>0.00</u>
LOG1 - LOGIC GENERAL Total					<u>2.2456</u>	<u>5,604,142.34</u>	<u>5,604,142.34</u>	<u>0.00</u>	<u>10,325.28</u>	<u>0.00</u>	<u>0.00</u>	<u>674,575.32</u>	<u>0.00</u>
LOG2 - LOGIC TOLL OPERATIONS													
State Pool													
LOG2-Logic-Toll Rd.Operations	AR-0029	State Pool	11/10/08	Open	<u>2.2434</u>	<u>1,075.72</u>	<u>1,075.72</u>	<u>0.00</u>	<u>1.98</u>	<u>0.00</u>	<u>0.00</u>	<u>62,406.80</u>	<u>0.00</u>
State Pool Total					<u>2.2434</u>	<u>1,075.72</u>	<u>1,075.72</u>	<u>0.00</u>	<u>1.98</u>	<u>0.00</u>	<u>0.00</u>	<u>62,406.80</u>	<u>0.00</u>
LOG2 - LOGIC TOLL OPERATIONS Total					<u>2.2434</u>	<u>1,075.72</u>	<u>1,075.72</u>	<u>0.00</u>	<u>1.98</u>	<u>0.00</u>	<u>0.00</u>	<u>62,406.80</u>	<u>0.00</u>
LOG5 - LOGIC DRAINAGE													
State Pool													
LOG5-Logic-Drainage	AR-0032	State Pool	11/10/08	Open	<u>2.2578</u>	<u>1,068.88</u>	<u>1,068.88</u>	<u>0.00</u>	<u>1.98</u>	<u>0.00</u>	<u>0.00</u>	<u>3,312.65</u>	<u>0.00</u>
State Pool Total					<u>2.2578</u>	<u>1,068.88</u>	<u>1,068.88</u>	<u>0.00</u>	<u>1.98</u>	<u>0.00</u>	<u>0.00</u>	<u>3,312.65</u>	<u>0.00</u>
LOG5 - LOGIC DRAINAGE Total					<u>2.2578</u>	<u>1,068.88</u>	<u>1,068.88</u>	<u>0.00</u>	<u>1.98</u>	<u>0.00</u>	<u>0.00</u>	<u>3,312.65</u>	<u>0.00</u>
LOG8 - LOGIC ROAD & BRIDGE													
State Pool													
LOG8-Logic-Road & Bridge	AR-0035	State Pool	11/10/08	Open	<u>2.2569</u>	<u>1,069.33</u>	<u>1,069.33</u>	<u>0.00</u>	<u>1.98</u>	<u>0.00</u>	<u>0.00</u>	<u>6,556.85</u>	<u>0.00</u>
State Pool Total					<u>2.2569</u>	<u>1,069.33</u>	<u>1,069.33</u>	<u>0.00</u>	<u>1.98</u>	<u>0.00</u>	<u>0.00</u>	<u>6,556.85</u>	<u>0.00</u>
LOG8 - LOGIC ROAD & BRIDGE Total					<u>2.2569</u>	<u>1,069.33</u>	<u>1,069.33</u>	<u>0.00</u>	<u>1.98</u>	<u>0.00</u>	<u>0.00</u>	<u>6,556.85</u>	<u>0.00</u>
MB02 - MBIA GENERAL													

Interest Accrual

Ft. Bend County

Effective Interest - Actual Life
Receipts in Period
09/01/19 - 09/30/19

CUSIP	Invest Number	Security Description	Purchase Date	Sale Date	Yield Earned	Ending Par Val/Shares	Ending Amort Val/Cost	Purchased Interest	Int/Div Rec In the Perd	Int/Div Accrued In the Perd	PTD Purch Received	Int/Div Rec Purch/Date	Int/Div Accrued Purch/Date
State Pool													
MB02-MBIA General	AR-0015	State Pool	11/01/08	Open	<u>2.2066</u>	<u>7,865,134.63</u>	<u>7,865,134.63</u>	<u>0.00</u>	<u>14,239.34</u>	<u>0.00</u>	<u>0.00</u>	<u>594,485.00</u>	<u>0.00</u>
State Pool Total					<u>2.2066</u>	<u>7,865,134.63</u>	<u>7,865,134.63</u>	<u>0.00</u>	<u>14,239.34</u>	<u>0.00</u>	<u>0.00</u>	<u>594,485.00</u>	<u>0.00</u>
MB02 - MBIA GENERAL Total					<u>2.2066</u>	<u>7,865,134.63</u>	<u>7,865,134.63</u>	<u>0.00</u>	<u>14,239.34</u>	<u>0.00</u>	<u>0.00</u>	<u>594,485.00</u>	<u>0.00</u>
MB03 - MBIA ROAD & BRIDGE													
State Pool													
MB03-MBIA Road & Bridge	AR-0016	State Pool	11/01/08	Open	<u>2.2064</u>	<u>53,218.19</u>	<u>53,218.19</u>	<u>0.00</u>	<u>96.34</u>	<u>0.00</u>	<u>0.00</u>	<u>93,957.34</u>	<u>0.00</u>
State Pool Total					<u>2.2064</u>	<u>53,218.19</u>	<u>53,218.19</u>	<u>0.00</u>	<u>96.34</u>	<u>0.00</u>	<u>0.00</u>	<u>93,957.34</u>	<u>0.00</u>
MB03 - MBIA ROAD & BRIDGE Total					<u>2.2064</u>	<u>53,218.19</u>	<u>53,218.19</u>	<u>0.00</u>	<u>96.34</u>	<u>0.00</u>	<u>0.00</u>	<u>93,957.34</u>	<u>0.00</u>
MB04 - MBIA DRAINAGE													
State Pool													
MB04-MBIA Drainage	AR-0017	State Pool	11/01/08	Open	<u>2.2065</u>	<u>763,461.93</u>	<u>763,461.93</u>	<u>0.00</u>	<u>1,382.19</u>	<u>0.00</u>	<u>0.00</u>	<u>120,789.84</u>	<u>0.00</u>
State Pool Total					<u>2.2065</u>	<u>763,461.93</u>	<u>763,461.93</u>	<u>0.00</u>	<u>1,382.19</u>	<u>0.00</u>	<u>0.00</u>	<u>120,789.84</u>	<u>0.00</u>
MB04 - MBIA DRAINAGE Total					<u>2.2065</u>	<u>763,461.93</u>	<u>763,461.93</u>	<u>0.00</u>	<u>1,382.19</u>	<u>0.00</u>	<u>0.00</u>	<u>120,789.84</u>	<u>0.00</u>
MB06 - MBIA TOLL RD OPERATIONS													
State Pool													
MB06-MBIA Toll Rd. Operations	AR-0019	State Pool	11/01/08	Open	<u>2.2066</u>	<u>8,751,138.03</u>	<u>8,751,138.03</u>	<u>0.00</u>	<u>15,843.39</u>	<u>0.00</u>	<u>0.00</u>	<u>467,074.83</u>	<u>0.00</u>
State Pool Total					<u>2.2066</u>	<u>8,751,138.03</u>	<u>8,751,138.03</u>	<u>0.00</u>	<u>15,843.39</u>	<u>0.00</u>	<u>0.00</u>	<u>467,074.83</u>	<u>0.00</u>
MB06 - MBIA TOLL RD OPERATIONS Total					<u>2.2066</u>	<u>8,751,138.03</u>	<u>8,751,138.03</u>	<u>0.00</u>	<u>15,843.39</u>	<u>0.00</u>	<u>0.00</u>	<u>467,074.83</u>	<u>0.00</u>
PROS - Prosperity Money Mkt. Accts.													
Money Market													
Prosperity-Money Market Accts.	AR-0009	Money Market	11/30/03	Open	<u>2.1958</u>	<u>278,634,802.91</u>	<u>278,634,802.91</u>	<u>0.00</u>	<u>537,772.85</u>	<u>0.00</u>	<u>0.00</u>	<u>42,139,495.23</u>	<u>0.00</u>
Money Market Total					<u>2.1958</u>	<u>278,634,802.91</u>	<u>278,634,802.91</u>	<u>0.00</u>	<u>537,772.85</u>	<u>0.00</u>	<u>0.00</u>	<u>42,139,495.23</u>	<u>0.00</u>
PROS - Prosperity Money Mkt. Accts. Total					<u>2.1958</u>	<u>278,634,802.91</u>	<u>278,634,802.91</u>	<u>0.00</u>	<u>537,772.85</u>	<u>0.00</u>	<u>0.00</u>	<u>42,139,495.23</u>	<u>0.00</u>
TT00 - TEXAS TERM GENERAL													
State Pool													
TT00-TX TERM General	AR-0022	State Pool	11/01/08	Open	<u>2.1484</u>	<u>1,060.83</u>	<u>1,060.83</u>	<u>0.00</u>	<u>1.87</u>	<u>0.00</u>	<u>0.00</u>	<u>21,445.60</u>	<u>0.00</u>
State Pool Total					<u>2.1484</u>	<u>1,060.83</u>	<u>1,060.83</u>	<u>0.00</u>	<u>1.87</u>	<u>0.00</u>	<u>0.00</u>	<u>21,445.60</u>	<u>0.00</u>
TT00 - TEXAS TERM GENERAL Total					<u>2.1484</u>	<u>1,060.83</u>	<u>1,060.83</u>	<u>0.00</u>	<u>1.87</u>	<u>0.00</u>	<u>0.00</u>	<u>21,445.60</u>	<u>0.00</u>
TT02 - TEXAS TERM TOLL OPERATIONS													
State Pool													
TT02-TX TERM Toll Rd. Operation	AR-0024	State Pool	11/01/08	Open	<u>2.1508</u>	<u>1,059.63</u>	<u>1,059.63</u>	<u>0.00</u>	<u>1.87</u>	<u>0.00</u>	<u>0.00</u>	<u>17,989.53</u>	<u>0.00</u>
State Pool Total					<u>2.1508</u>	<u>1,059.63</u>	<u>1,059.63</u>	<u>0.00</u>	<u>1.87</u>	<u>0.00</u>	<u>0.00</u>	<u>17,989.53</u>	<u>0.00</u>
TT02 - TEXAS TERM TOLL OPERATIONS Total					<u>2.1508</u>	<u>1,059.63</u>	<u>1,059.63</u>	<u>0.00</u>	<u>1.87</u>	<u>0.00</u>	<u>0.00</u>	<u>17,989.53</u>	<u>0.00</u>
TT04 - TEXAS TERM ROAD & BRIDGE													
State Pool													
TT04-TX TERM Road & Bridge	AR-0026	State Pool	11/01/08	Open	<u>2.1548</u>	<u>1,057.69</u>	<u>1,057.69</u>	<u>0.00</u>	<u>1.87</u>	<u>0.00</u>	<u>0.00</u>	<u>8,264.97</u>	<u>0.00</u>
State Pool Total					<u>2.1548</u>	<u>1,057.69</u>	<u>1,057.69</u>	<u>0.00</u>	<u>1.87</u>	<u>0.00</u>	<u>0.00</u>	<u>8,264.97</u>	<u>0.00</u>
TT04 - TEXAS TERM ROAD & BRIDGE Total					<u>2.1548</u>	<u>1,057.69</u>	<u>1,057.69</u>	<u>0.00</u>	<u>1.87</u>	<u>0.00</u>	<u>0.00</u>	<u>8,264.97</u>	<u>0.00</u>
TT05 - TEXAS TERM DRAINAGE													
State Pool													
TT05-TX TERM Drainage	AR-0027	State Pool	11/01/08	Open	<u>2.1534</u>	<u>350.89</u>	<u>350.89</u>	<u>0.00</u>	<u>0.62</u>	<u>0.00</u>	<u>0.00</u>	<u>5,030.16</u>	<u>0.00</u>
State Pool Total					<u>2.1534</u>	<u>350.89</u>	<u>350.89</u>	<u>0.00</u>	<u>0.62</u>	<u>0.00</u>	<u>0.00</u>	<u>5,030.16</u>	<u>0.00</u>
TT05 - TEXAS TERM DRAINAGE Total					<u>2.1534</u>	<u>350.89</u>	<u>350.89</u>	<u>0.00</u>	<u>0.62</u>	<u>0.00</u>	<u>0.00</u>	<u>5,030.16</u>	<u>0.00</u>

Premium/Discount Amortization

Ft. Bend County

Effective Interest - Actual Life

Receipts in Period

09/01/19 - 09/30/19

12

CUSIP	Invest Number	Security Description	Purchase Date	Amortiz Date	Yield Earned	Beginning Par Val/Shares	Beginning Unamor Val/Cost	Premium Discount	Ending Par Val/Shares	Ending Amor Val/Cost	Unamor Prem/Dscnt	Amortization In the Perd	Amortization Purch/Date
Money Market													
Prosperity-Money Market Accts.	AR-0009	Money Market	11/30/03	Open	2.1958	298,664,858.56	298,664,858.56	0.00	278,634,802.91	278,634,802.91	0.00	0.00	0.00
Money Market Total					2.1958	298,664,858.56	298,664,858.56	0.00	278,634,802.91	278,634,802.91	0.00	0.00	0.00
State Pool													
MB02-MBIA General	AR-0015	State Pool	11/01/08	Open	2.2066	7,850,895.29	7,850,895.29	0.00	7,865,134.63	7,865,134.63	0.00	0.00	0.00
MB03-MBIA Road & Bridge	AR-0016	State Pool	11/01/08	Open	2.2064	53,121.85	53,121.85	0.00	53,218.19	53,218.19	0.00	0.00	0.00
MB04-MBIA Drainage	AR-0017	State Pool	11/01/08	Open	2.2065	762,079.74	762,079.74	0.00	763,461.93	763,461.93	0.00	0.00	0.00
MB06-MBIA Toll Rd. Operations	AR-0019	State Pool	11/01/08	Open	2.2066	8,735,294.64	8,735,294.64	0.00	8,751,138.03	8,751,138.03	0.00	0.00	0.00
TT00-TX TERM General	AR-0022	State Pool	11/01/08	Open	2.1484	1,058.96	1,058.96	0.00	1,060.83	1,060.83	0.00	0.00	0.00
TT02-TX TERM Toll Rd. Operation	AR-0024	State Pool	11/01/08	Open	2.1508	1,057.76	1,057.76	0.00	1,059.63	1,059.63	0.00	0.00	0.00
TT04-TX TERM Road & Bridge	AR-0026	State Pool	11/01/08	Open	2.1548	1,055.82	1,055.82	0.00	1,057.69	1,057.69	0.00	0.00	0.00
TT05-TX TERM Drainage	AR-0027	State Pool	11/01/08	Open	2.1534	350.27	350.27	0.00	350.89	350.89	0.00	0.00	0.00
LOG1-Logic- General	AR-0028	State Pool	11/10/08	Open	2.2456	5,593,817.06	5,593,817.06	0.00	5,604,142.34	5,604,142.34	0.00	0.00	0.00
LOG2-Logic-Toll Rd.Operations	AR-0029	State Pool	11/10/08	Open	2.2434	1,073.74	1,073.74	0.00	1,075.72	1,075.72	0.00	0.00	0.00
LOG5-Logic-Drainage	AR-0032	State Pool	11/10/08	Open	2.2578	1,066.90	1,066.90	0.00	1,068.88	1,068.88	0.00	0.00	0.00
LOG8-Logic-Road & Bridge	AR-0035	State Pool	11/10/08	Open	2.2569	1,067.35	1,067.35	0.00	1,069.33	1,069.33	0.00	0.00	0.00
MB12-MBIA ESD 100 AGREEMENT	AR-0041	State Pool	08/31/16	Open	2.2066	972,470.74	972,470.74	0.00	974,234.53	974,234.53	0.00	0.00	0.00
MB13-MBIA ASSISTANCE DIST #1	AR-0042	State Pool	08/31/16	Open	2.2064	89,872.18	89,872.18	0.00	90,035.17	90,035.17	0.00	0.00	0.00
MB14-MBIA GR PARKWAY OPERATIONS	AR-0043	State Pool	08/31/16	Open	2.2066	4,765,871.45	4,765,871.45	0.00	4,774,515.40	4,774,515.40	0.00	0.00	0.00
State Pool Total					2.2141	28,830,153.75	28,830,153.75	0.00	28,882,623.19	28,882,623.19	0.00	0.00	0.00
Investment Total					2.1974	327,495,012.31	327,495,012.31	0.00	307,517,426.10	307,517,426.10	0.00	0.00	0.00

Open Investments

Ft. Bend County

Effective Interest - Actual Life
Receipts in Period
09/30/19


CUSIP	Invest Number	Security Description	Invest Class	Purchase Date	Call Date	Purchase Institut	SafeKeep Institut	Issuing Institut	Yield Matur	Yield Call	Original Unit Cost	Original Par Val/Shares	Original Princ/Cost	Orig Prem Discount	Ending Unit Price	Ending Par Val/Shares	Ending Amor Val/Cost	Ending Prem/Dscnt
Money Market																		
Prosperity-Money Market Accts.																		
	AR-0009	Money Market		11/30/03	Open	100	None	100	<u>2.2820</u>	<u>2.2820</u>	<u>1.000000</u>	<u>12,505,577.66</u>	<u>12,505,577.66</u>	<u>0.00</u>	<u>1.000000</u>	<u>278,634,802.91</u>	<u>278,634,802.91</u>	<u>0.00</u>
Money Market Total																		
									<u>2.2820</u>	<u>2.2820</u>	<u>1.000000</u>	<u>12,505,577.66</u>	<u>12,505,577.66</u>	<u>0.00</u>	<u>1.000000</u>	<u>278,634,802.91</u>	<u>278,634,802.91</u>	<u>0.00</u>
State Pool																		
MB02-MBIA General																		
	AR-0015	State Pool		11/01/08	Open	2000	None	2000	2.2000	2.2000	1.000000	17,374,917.83	17,374,917.83	0.00	1.000000	7,865,134.63	7,865,134.63	0.00
MB03-MBIA Road & Bridge																		
	AR-0016	State Pool		11/01/08	Open	2000	None	2000	2.2000	2.2000	1.000000	2,856,438.24	2,856,438.24	0.00	1.000000	53,218.19	53,218.19	0.00
MB04-MBIA Drainage																		
	AR-0017	State Pool		11/01/08	Open	2000	None	2000	2.2000	2.2000	1.000000	1,267,218.21	1,267,218.21	0.00	1.000000	763,461.93	763,461.93	0.00
MB06-MBIA Toll Rd. Operations																		
	AR-0019	State Pool		11/01/08	Open	2000	None	2000	2.2000	2.2000	1.000000	3,143,377.27	3,143,377.27	0.00	1.000000	8,751,138.03	8,751,138.03	0.00
TT00-TX TERM General																		
	AR-0022	State Pool		11/01/08	Open	2005	None	2005	2.1500	2.1500	1.000000	10,006,437.87	10,006,437.87	0.00	1.000000	1,060.83	1,060.83	0.00
TT02-TX TERM Toll Rd. Operation																		
	AR-0024	State Pool		11/01/08	Open	2005	None	2005	2.1500	2.1500	0.000000	0.00	0.00	0.00	1.000000	1,059.63	1,059.63	0.00
TT04-TX TERM Road & Bridge																		
	AR-0026	State Pool		11/01/08	Open	2005	None	2005	2.1500	2.1500	1.000000	10,463.28	10,463.28	0.00	1.000000	1,057.69	1,057.69	0.00
TT05-TX TERM Drainage																		
	AR-0027	State Pool		11/01/08	Open	2005	None	2005	2.1500	2.1500	1.000000	109,774.61	109,774.61	0.00	1.000000	350.89	350.89	0.00
LOG1-Logic- General																		
	AR-0028	State Pool		11/10/08	Open	200	None	200	2.2461	2.2461	1.000000	10,000,000.00	10,000,000.00	0.00	1.000000	5,604,142.34	5,604,142.34	0.00
LOG2-Logic-Toll Rd.Operations																		
	AR-0029	State Pool		11/10/08	Open	200	None	200	2.2461	2.2461	1.000000	2,000,000.00	2,000,000.00	0.00	1.000000	1,075.72	1,075.72	0.00
LOG5-Logic-Drainage																		
	AR-0032	State Pool		11/10/08	Open	200	None	200	2.2461	2.2461	1.000000	500,000.00	500,000.00	0.00	1.000000	1,068.88	1,068.88	0.00
LOG8-Logic-Road & Bridge																		
	AR-0035	State Pool		11/10/08	Open	200	None	200	2.2461	2.2461	1.000000	1,000,000.00	1,000,000.00	0.00	1.000000	1,069.33	1,069.33	0.00
MB12-MBIA ESD 100 AGREEMENT																		
	AR-0041	State Pool		08/31/16	Open	2000	None	2000	2.2000	2.2000	1.000000	3,900,000.00	3,900,000.00	0.00	1.000000	974,234.53	974,234.53	0.00
MB13-MBIA ASSISTANCE DIST #1																		
	AR-0042	State Pool		08/31/16	Open	2000	None	2000	2.2000	2.2000	1.000000	10,000,000.00	10,000,000.00	0.00	1.000000	90,035.17	90,035.17	0.00
MB14-MBIA GR PARKWAY OPERATIONS																		
	AR-0043	State Pool		08/31/16	Open	2000	None	2000	<u>2.2000</u>	<u>2.2000</u>	<u>1.000000</u>	<u>8,500,000.00</u>	<u>8,500,000.00</u>	<u>0.00</u>	<u>1.000000</u>	<u>4,774,515.40</u>	<u>4,774,515.40</u>	<u>0.00</u>
State Pool Total																		
									<u>2.2089</u>	<u>2.2089</u>	<u>1.000000</u>	<u>70,668,627.31</u>	<u>70,668,627.31</u>	<u>0.00</u>	<u>1.000000</u>	<u>28,882,623.19</u>	<u>28,882,623.19</u>	<u>0.00</u>
Investment Total																		
									<u>2.2751</u>	<u>2.2751</u>	<u>1.000000</u>	<u>83,174,204.97</u>	<u>83,174,204.97</u>	<u>0.00</u>	<u>1.000000</u>	<u>307,517,426.10</u>	<u>307,517,426.10</u>	<u>0.00</u>

Open Investments

Ft. Bend County

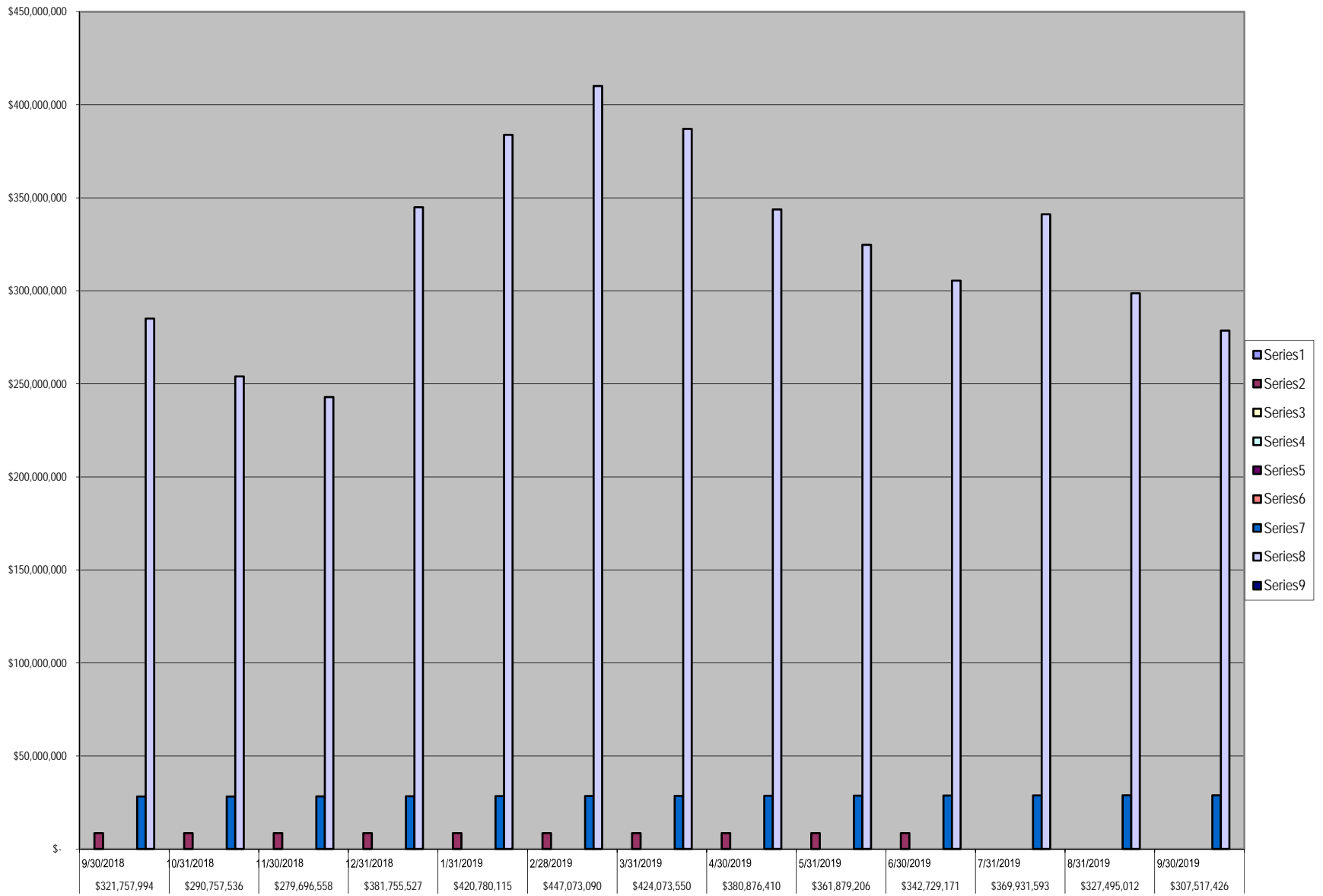
Effective Interest - Actual Life
Receipts in Period
09/30/19

Showing Ending Par Val/Shares: \$307,517,426.10



FBC INVESTMENT TRAILING 12 MONTHS

Open Investments		FARMERS MAC DN	FFCB	FHLB	FHLMC	FNMA	FNMA DISCOUNT NOTE	State Pool	Prosperity Money Market	Prosperity - Invst. Acct.
\$ 321,757,994	9/30/2018	\$ -	\$ 8,500,000	\$ -	\$ -	\$ -	\$ -	\$ 28,177,370	\$ 285,080,624	\$ -
\$ 290,757,536	10/31/2018	\$ -	\$ 8,500,000	\$ -	\$ -	\$ -	\$ -	\$ 28,233,417	\$ 254,024,119	\$ -
\$ 279,696,558	11/30/2018	\$ -	\$ 8,500,000	\$ -	\$ -	\$ -	\$ -	\$ 28,289,641	\$ 242,906,917	\$ -
\$ 381,755,527	12/31/2018	\$ -	\$ 8,500,000	\$ -	\$ -	\$ -	\$ -	\$ 28,349,750	\$ 344,905,777	\$ -
\$ 420,780,115	1/31/2019	\$ -	\$ 8,500,000	\$ -	\$ -	\$ -	\$ -	\$ 28,412,845	\$ 383,867,270	\$ -
\$ 447,073,090	2/28/2019	\$ -	\$ 8,500,000	\$ -	\$ -	\$ -	\$ -	\$ 28,470,192	\$ 410,102,898	\$ -
\$ 424,073,550	3/31/2019	\$ -	\$ 8,500,000	\$ -	\$ -	\$ -	\$ -	\$ 28,533,341	\$ 387,040,209	\$ -
\$ 380,876,410	4/30/2019	\$ -	\$ 8,500,000	\$ -	\$ -	\$ -	\$ -	\$ 28,593,971	\$ 343,782,439	\$ -
\$ 361,879,206	5/31/2019	\$ -	\$ 8,500,000	\$ -	\$ -	\$ -	\$ -	\$ 28,656,035	\$ 324,723,171	\$ -
\$ 342,729,171	6/30/2019	\$ -	\$ 8,500,000	\$ -	\$ -	\$ -	\$ -	\$ 28,715,021	\$ 305,514,150	\$ -
\$ 369,931,593	7/31/2019	\$ -	\$ -	\$ -	\$ -	\$ -	\$ -	\$ 28,774,118	\$ 341,157,475	\$ -
\$ 327,495,012	8/31/2019	\$ -	\$ -	\$ -	\$ -	\$ -	\$ -	\$ 28,830,154	\$ 298,664,858	\$ -
\$ 307,517,426	9/30/2019	\$ -	\$ -	\$ -	\$ -	\$ -	\$ -	\$ 28,882,623	\$ 278,634,803	\$ -



Wendt, Sandra

From: Laura Turner (111) <Laura.Turner@prosperitybankusa.com>
Sent: Monday, August 26, 2019 3:29 PM
To: Surratt, Carrie; Brogdon, Jennifer; Segura, Maria; Elster, Melissa; Wendt, Sandra
Subject: September interest rate

CAUTION: This email originated from outside of the organization. Do not click links or open attachments unless you recognize the sender and know the content is safe.

In accordance to the Depository bid, the variable interest rate for the month of September will reflect the change in the 91 day T-bill rate. The 91 day T-bill investment rate is 1.992%. Rate paid will be 2.282% (1.992% + .29%) on the General Fund and all other accounts.

Laura Turner*Lending Assistant**Assistant Vice President**Prosperity Bank**Sugar Land Banking Center**14060 Southwest Freeway**Sugar Land, TX 77478**Phone: 281-269-7200**Direct: 281-269-7254**Fax: 281-269-7108**Shoretel: 37254**Email: Laura.Turner@ProsperityBankUSA.com**NYSE: PB****Handy information should the need arise.....******281-242-4762 Fastline******1.866.985.2273 To Activate & Pin your Debit Card******1.800.684.2132 Report your card Lost/Stolen ATM/Debit Card******1.800.531.1401 Customer Service Center Mon-->Fri. 7am-7pm & Sat. 9am-5pm (can also assist with debit card issues).***



Daily Rates

September 2019

TXCLASS

Average Monthly Yield: 2.20%

Date	Dividend Rate	Daily Yield
01-Sep-19	0.000061665	2.25%
02-Sep-19	0.000061665	2.25%
03-Sep-19	0.000061510	2.25%
04-Sep-19	0.000061510	2.25%
05-Sep-19	0.000061236	2.24%
06-Sep-19	0.000060962	2.23%
07-Sep-19	0.000060962	2.23%
08-Sep-19	0.000060962	2.23%
09-Sep-19	0.000060962	2.23%
10-Sep-19	0.000060962	2.23%
11-Sep-19	0.000060688	2.22%
12-Sep-19	0.000060414	2.21%
13-Sep-19	0.000060414	2.21%
14-Sep-19	0.000060414	2.21%
15-Sep-19	0.000060414	2.21%
16-Sep-19	0.000060414	2.21%
17-Sep-19	0.000063239	2.31%
18-Sep-19	0.000060747	2.22%
19-Sep-19	0.000059866	2.19%
20-Sep-19	0.000059866	2.19%
21-Sep-19	0.000059866	2.19%
22-Sep-19	0.000059866	2.19%
23-Sep-19	0.000059866	2.19%
24-Sep-19	0.000059592	2.18%
25-Sep-19	0.000059318	2.17%
26-Sep-19	0.000059044	2.16%
27-Sep-19	0.000058816	2.15%
28-Sep-19	0.000058816	2.15%
29-Sep-19	0.000058816	2.15%
30-Sep-19	0.000059331	2.17%

Current Rates:

September 30, 2019

Current Yield¹

2.03%

Historical Rates

Monthly Distribution Yields²

	<u>2010</u>	<u>2011</u>	<u>2012</u>	<u>2013</u>	<u>2014</u>	<u>2015</u>	<u>2016</u>	<u>2017</u>	<u>2018</u>	<u>2019</u>
January	0.17%	0.14%	0.08%	0.12%	0.04%	0.07%	0.35%	0.58%	1.34%	2.40%
February	0.17%	0.17%	0.10%	0.10%	0.04%	0.08%	0.39%	0.59%	1.40%	2.40%
March	0.18%	0.14%	0.10%	0.10%	0.04%	0.09%	0.41%	0.66%	1.50%	2.41%
April	0.19%	0.10%	0.10%	0.08%	0.04%	0.09%	0.42%	0.75%	1.65%	2.42%
May	0.19%	0.09%	0.12%	0.08%	0.04%	0.09%	0.43%	0.76%	1.75%	2.41%
June	0.21%	0.09%	0.13%	0.05%	0.04%	0.09%	0.44%	0.85%	1.85%	2.41%
July	0.23%	0.06%	0.13%	0.05%	0.05%	0.10%	0.45%	0.96%	1.96%	2.38%
August	0.24%	0.08%	0.13%	0.05%	0.06%	0.11%	0.47%	1.00%	1.99%	2.21%
September	0.21%	0.07%	0.13%	0.05%	0.06%	0.13%	0.50%	1.03%	2.03%	2.15%
October	0.19%	0.07%	0.13%	0.04%	0.06%	0.15%	0.47%	1.05%	2.15%	
November	0.17%	0.08%	0.13%	0.04%	0.06%	0.15%	0.45%	1.09%	2.21%	
December	0.15%	0.11%	0.13%	0.04%	0.07%	0.23%	0.50%	1.21%	2.32%	

**Call Toll-Free
1-866-TEX-TERM**

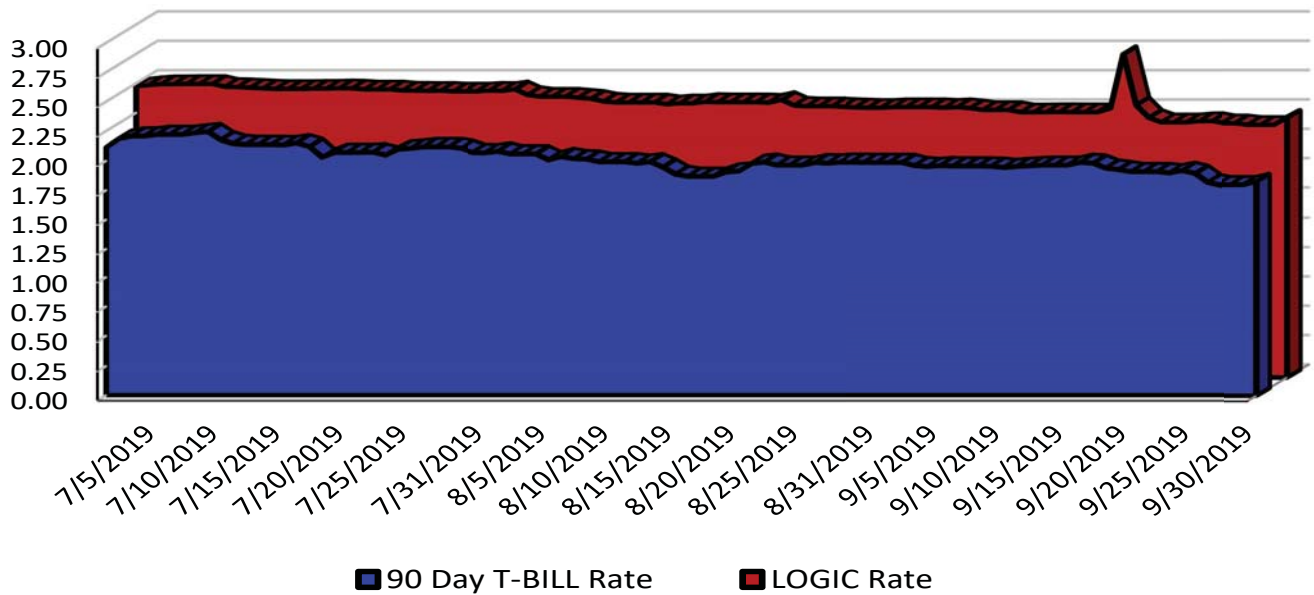
Past performance is not indicative of future results and yields may vary.

(1) The current yield, which is also known as the current annualized yield or current seven-day yield, represents the net change, exclusive of capital changes and income other than investment income, in the value of a hypothetical account with a balance of one share (normally \$1.00 per share) over a seven-day base period expressed as a percentage of the value of one share at the beginning of the seven-day period. This resulting net change in account value is then annualized by multiplying it by 365 and dividing the result by 7. The yields shown may reflect fee waivers by service providers that subsidize and reduce the total operating expenses of the TexasDAILY portfolio. Portfolio yields would be lower if there were no such waivers.

(2) The monthly distribution yield represents the sum of a month's one-day allocation factors divided by the number of days in that month, and multiplied by 365. The yields shown may reflect fee waivers by service providers that subsidize and reduce the total operating expenses of the TexasDAILY portfolio. Portfolio yields would be lower if there were no such waivers.

*This information is for institutional investor use only, not for further distribution to retail investors, and does not represent an offer to sell or a solicitation of an offer to buy or sell any fund or other security. Investors should consider the Pool's investment objectives, risks, charges and expenses before investing. This and other information about the Pool is available in the Pool's Information Statement, which should be read carefully before investing. A copy of the Pool's Information Statement may be obtained by calling 1-866-839-8376 or is available on the Pool's website at www.texasterm.net. While TexasDAILY seeks to maintain a stable net asset value of \$1.00 per share and TexasTERM seeks to achieve a net asset value of \$1.00 per share at its stated maturity, it is possible to lose money investing in the Pool. An investment in the Pool is not insured or guaranteed by the Federal Deposit Insurance Corporation or any other government agency. Shares of the Pool are distributed by **PFM Fund Distributors, Inc.**, member Financial Industry Regulatory Authority (FINRA) (www.finra.org) and Securities Investor Protection Corporation (SIPC) (www.sipc.org). PFM Fund Distributors, Inc. is a wholly owned subsidiary of PFM Asset Management LLC.*

LOGIC versus 90-Day Treasury Bill



This material is for information purposes only. This information does not represent an offer to buy or sell a security. The above rate information is obtained from sources that are believed to be reliable; however, its accuracy or completeness may be subject to change. The LOGIC management fee may be waived in full or in part at the discretion of the LOGIC co-administrators and the LOGIC rate for the period shown reflects waiver of fees. This table represents historical investment performance/return to the customer, net of fees, and is not an indication of future performance. An investment in the security is not insured or guaranteed by the Federal Deposit Insurance Corporation or any other government agency. Although the issuer seeks to preserve the value of an investment at \$1.00 per share, it is possible to lose money by investing in the security. Information about these and other program details are in the fund's Information Statement which should be read carefully before investing. The yield on the 90-Day Treasury Bill ("T-Bill Yield") is shown for comparative purposes only. When comparing the investment returns of the LOGIC pool to the T-Bill Yield, you should know that the LOGIC pool consist of allocations of specific diversified securities as detailed in the respective Information Statements. The T-Bill Yield is taken from Bloomberg Finance L.P. and represents the daily closing yield on the then current 90-day T-Bill. The LOGIC yield is calculated in accordance with regulations governing the registration of open-end management investment companies under the Investment Company Act of 1940 as promulgated from time to time by the federal Securities and Exchange Commission.

Daily Summary for September 2019

Date	Mny Mkt Fund Equiv. [SEC Std.]	Daily Allocation Factor	LOGIC Invested Balance	Market Value Per Share	WAM Days (1)*	WAM Days (2)*
9/1/2019	2.2952%	0.000062881	\$6,063,554,824.77	1.000077	48	81
9/2/2019	2.2952%	0.000062881	\$6,063,554,824.77	1.000077	48	81
9/3/2019	2.2894%	0.000062722	\$6,041,946,225.11	1.000177	48	83
9/4/2019	2.2949%	0.000062875	\$6,095,321,015.55	1.000184	47	81
9/5/2019	2.2857%	0.000062623	\$6,071,116,856.06	1.000122	50	84
9/6/2019	2.2706%	0.000062207	\$6,037,646,134.81	1.000057	50	82
9/7/2019	2.2706%	0.000062207	\$6,037,646,134.81	1.000057	50	82
9/8/2019	2.2706%	0.000062207	\$6,037,646,134.81	1.000057	50	82
9/9/2019	2.2511%	0.000061675	\$6,041,572,089.07	1.000112	49	81
9/10/2019	2.2513%	0.000061680	\$6,035,063,520.68	1.000147	49	81
9/11/2019	2.2525%	0.000061713	\$6,029,532,543.30	1.000148	50	81
9/12/2019	2.2534%	0.000061737	\$6,003,059,982.48	1.000160	50	82
9/13/2019	2.2522%	0.000061705	\$6,006,358,363.94	1.000089	50	81
9/14/2019	2.2522%	0.000061705	\$6,006,358,363.94	1.000089	50	81
9/15/2019	2.2522%	0.000061705	\$6,006,358,363.94	1.000089	50	81
9/16/2019	2.2834%	0.000062560	\$6,018,377,475.17	1.000131	49	80
9/17/2019	2.7454%	0.000075217	\$6,007,708,817.30	1.000114	49	80
9/18/2019	2.3130%	0.000063371	\$5,991,598,417.07	1.000111	51	82
9/19/2019	2.2050%	0.000060411	\$6,096,045,223.11	1.000095	51	81
9/20/2019	2.1661%	0.000059346	\$6,145,523,962.92	1.000017	47	76
9/21/2019	2.1661%	0.000059346	\$6,145,523,962.92	1.000017	47	76
9/22/2019	2.1661%	0.000059346	\$6,145,523,962.92	1.000017	47	76
9/23/2019	2.1756%	0.000059606	\$6,116,724,658.61	1.000061	48	78
9/24/2019	2.1770%	0.000059644	\$6,115,802,935.34	1.000071	48	86
9/25/2019	2.1570%	0.000059097	\$6,296,949,003.72	1.000074	45	83
9/26/2019	2.1563%	0.000059078	\$6,296,327,324.88	1.000052	48	85
9/27/2019	2.1435%	0.000058727	\$6,332,970,971.38	0.999979	47	84
9/28/2019	2.1435%	0.000058727	\$6,332,970,971.38	0.999979	47	84
9/29/2019	2.1435%	0.000058727	\$6,332,970,971.38	0.999979	47	84
9/30/2019	2.2030%	0.000060357	\$6,158,077,296.95	1.000032	49	88
Average	2.2461%	0.000061536	\$6,103,661,044.44		49	82

Prosperity Bank
Money Market Accounts
September 30, 2019

FUND	DESCRIPTION	BEGINNING BALANCE	DEPOSITS	WITH- DRAWALS	INTEREST	ENDING BALANCE
100	General Operating	89,326,110.29	17,151,536.83	37,449,231.82	149,867.86	69,178,283.16
150	Juvenile Operations	5,508,872.81	513,814.12	720,648.93	9,805.12	5,311,843.12
155	Road & Bridge	14,715,186.03	613,487.14	2,601,384.07	25,858.80	12,753,147.90
160	Drainage District	14,690,464.69	12,268.90	830,927.22	26,742.90	13,898,549.27
165	Lateral Road	1,106,715.90	-	-	2,081.41	1,108,797.31
170	Statue Restoration	4,549.96	-	-	8.56	4,558.52
175	City Water Assistance	23,797.52	250.00	533.19	44.58	23,558.91
185	Entex Contributions	4.64	-	-	0.01	4.65
190	H L & P Assistance	33,461.61	-	7,632.12	55.41	25,884.90
195	County Law Library	1,319,920.39	44,220.00	33,122.25	2,500.11	1,333,518.25
200	Law Enforcement Academy	449,800.80	17,030.00	4,920.59	855.92	462,766.13
205	Surface Water Supply Corp.	8,223.23	-	-	15.47	8,238.70
206	Industrial Development Corp	67,654.87	-	-	127.24	67,782.11
207	FBC Historical Commission	5,794.95	-	3,563.00	7.69	2,239.64
215	Library Donations	114,244.02	1,403.30	3,500.00	214.16	112,361.48
225	FBC Asset Forfeiture-Task-State	1,110,617.78	10,156.95	12,218.20	2,091.48	1,110,648.01
235	Probate Court Training	126,696.58	870.00	-	238.99	127,805.57
245	Alert Program-Juvenile	54,963.66	-	-	103.37	55,067.03
255	D A Asset Forfeiture-Fed.	54.68	-	-	0.10	54.78
265	Gus George Memorial	4,793.95	-	-	9.02	4,802.97
275	D A Special Fund Run	18,894.48	-	3,178.61	34.54	15,750.41
280	Co.Atty.Supplemental Salary	209,262.35	-	2,574.22	390.75	207,078.88
290	VIT Interest (Tax Coll)	40,847.04	4,572.32	-	79.11	45,498.47
300	FBC Elections	810,893.99	-	1,114.84	1,524.39	811,303.54
305	FBC Asset Forfeiture-Task-Fed.	95,378.48	31.07	2,069.45	177.32	93,517.42
310	Sheriff Ofc/Forfeiture-Assets-St.	724,553.79	5,079.86	17,288.60	1,360.32	713,705.37
315	Sheriff Ofc/Forfeiture-Assets-Fed.	271,292.41	-	2,168.94	509.31	269,632.78
320	Constable Pct. 2 F/A	23.72	-	-	0.04	23.76
322	Constable Pct 3 F/A	989.53	-	595.00	1.19	395.72
324	Constable Pct 1 F/A	85.68	-	-	0.16	85.84
332	Fire Marshal St. Ass't. Forfeiture	693.48	-	-	1.30	694.78
335	DA Asset Forfeiture-State	489,283.43	9,791.66	7,802.57	931.36	492,203.88

Prosperity Bank
Money Market Accounts
September 30, 2019

360	Law Enforcement Training	256,750.44	-	-	482.87	257,233.31
390	Child Protective Service IV-E	9,905.72	11,059.05	14,361.76	15.70	6,618.71
402	Hope 3 Program Sales	5,779.98	-	-	10.87	5,790.85
410	Child Support IVD Reimb.	314,057.80	1,924.74	-	592.10	316,574.64
415	Local Law Enf.Block Grant	29,672.06	58.00	710.58	54.83	29,074.31
440	Supervision	3,059,467.13	1,189,919.22	423,752.68	6,790.28	3,832,423.95
600/605	Debt Service Account	10,272,178.10	195,723.80	-	19,636.07	10,487,537.97
750	Mission Bend/Four Corners	3,827,673.37	-	391,863.09	7,072.07	3,442,882.35
756	2018 Facilities Bond Projects	20,865,383.01	-	402,435.98	39,061.81	20,502,008.84
758	2018 Mobility Projects	5,877,656.82	-	4,153,028.80	7,230.36	1,731,858.38
802	Sr. Lien Toll Rd Rev Bonds 2016	12,981,208.87	-	143,624.04	24,191.23	12,861,776.06
805	Grand Pkwy Toll RD Rev Bond	3,620,856.06	-	-	6,809.78	3,627,665.84
810	Toll Road Operations	58,017,767.16	441,370.51	337,559.74	109,337.38	58,230,915.31
815	Grand Pkwy Toll Road Ops	21,475,591.78	417,181.99	380,087.92	40,596.23	21,553,282.08
TREA	Treasurer's Account	6,094.80	9,749,073.85	4,344,059.77	2,928.87	5,414,037.75
INVE	FBC Investment Account	0.55	-	0.55	-	-
850M	Boon-Chapman Medical	1,139,284.12	4,000,115.73	2,964,191.21	2,838.45	2,178,047.09
850D	Boon-Chapman Dental	1,072,574.94	-	160,990.39	1,862.71	913,447.26
882	Boon-Chapman 125	187,452.56	65,937.30	43,571.34	342.88	210,161.40
884	Fee Officer's Account	2,169,560.71	1,821,246.33	2,040,419.92	-	1,950,387.12
912	JP Credit Card Processing	93,202.86	322,719.10	386,512.61	130.06	29,539.41
908	EMS Credit Card Processing	9,548.41	20,450.78	13,144.97	18.59	16,872.81
DACC	D A Credit Card Processing	5,673.30	20,789.26	18,651.44	11.02	7,822.14
PTCC	Public Transportation Credit Cards	10,612.68	22,417.18	23,625.50	10.88	9,415.24
CSCC	CSCD Credit Card	219,129.69	212,944.82	244,775.89	291.61	187,590.23
LBCC	Library Credit Card	2,624.33	12,658.22	11,200.10	4.57	4,087.02
JUCC	Juvenile Credit Card	1,044.76	5,534.66	5,706.72	3.15	875.85
SOCC	Sheriff Credit Card	27,931.19	27,824.03	34,032.45	35.26	21,758.03
130	Assistant Dist Number 1	4,689,433.39	375,712.65	16,261.48	9,228.74	5,058,113.30
131	Assistant Dist Number 2	2,271,022.90	113,924.94	1,100.00	4,397.63	2,388,245.47
133	Assistant Dist Number 4	1,402,349.97	25,406.88	425.00	2,665.34	1,429,997.19
134	Assistant Dist Number 5	234,644.32	1,572.28	425.00	442.40	236,234.00
135	Assistant Dist Number 6	2,848,512.75	113,044.96	5,275.88	5,476.46	2,961,758.29

Prosperity Bank
Money Market Accounts
September 30, 2019

136	Assistant Dist Number 7	374,839.80	52,580.33	2,300.00	747.39	425,867.52
137	Assistant Dist Number 8	22,591.77	6,038.00	-	47.77	28,677.54
138	Assistant Dist Number 9	1,244,079.13	46,062.45	1,700.00	2,377.41	1,290,818.99
139	Assistant Dist Number 10	267,157.42	28,674.13	-	534.71	296,366.26
140	Assistant Dist Number 11	200,023.06	59,455.61	-	443.10	259,921.77
145	Emergency Svc Dist 100	8,025,165.59	-	-	15,093.02	8,040,258.61
CCCS	Non Fee Officer CC Clearing Acct	81,807.02	53,830.71	15,438.95	194.55	120,393.33
GAS	FBC Fuel Account (Susser)	88,585.77	117,182.48	205,768.25	66.55	66.55
JPMT	Juror Payments	4,143.09	35,551.00	29,648.87	25.57	10,070.79
EPEC	Engineering Permitting E-Check	9,557.79	1,670.00	17.79	19.62	11,229.62
JE11	JP 1-1 E-Filing	853.24	3,809.00	3,516.24	1.50	1,147.50
JE12	JP 1-2 E-Filing	210.07	14,359.75	14,031.82	2.12	540.12
JE02	JP 2 E-Filing	2,681.70	20,384.00	20,429.70	4.48	2,640.48
JE03	JP 3 E-Filing	1,811.56	10,428.25	10,760.31	3.85	1,483.35
JE04	JP #4 E-Filing	2,578.28	10,473.00	11,569.28	3.02	1,485.02
	Total	298,664,858.56	38,013,621.14	58,581,449.64	537,772.85	278,634,802.91